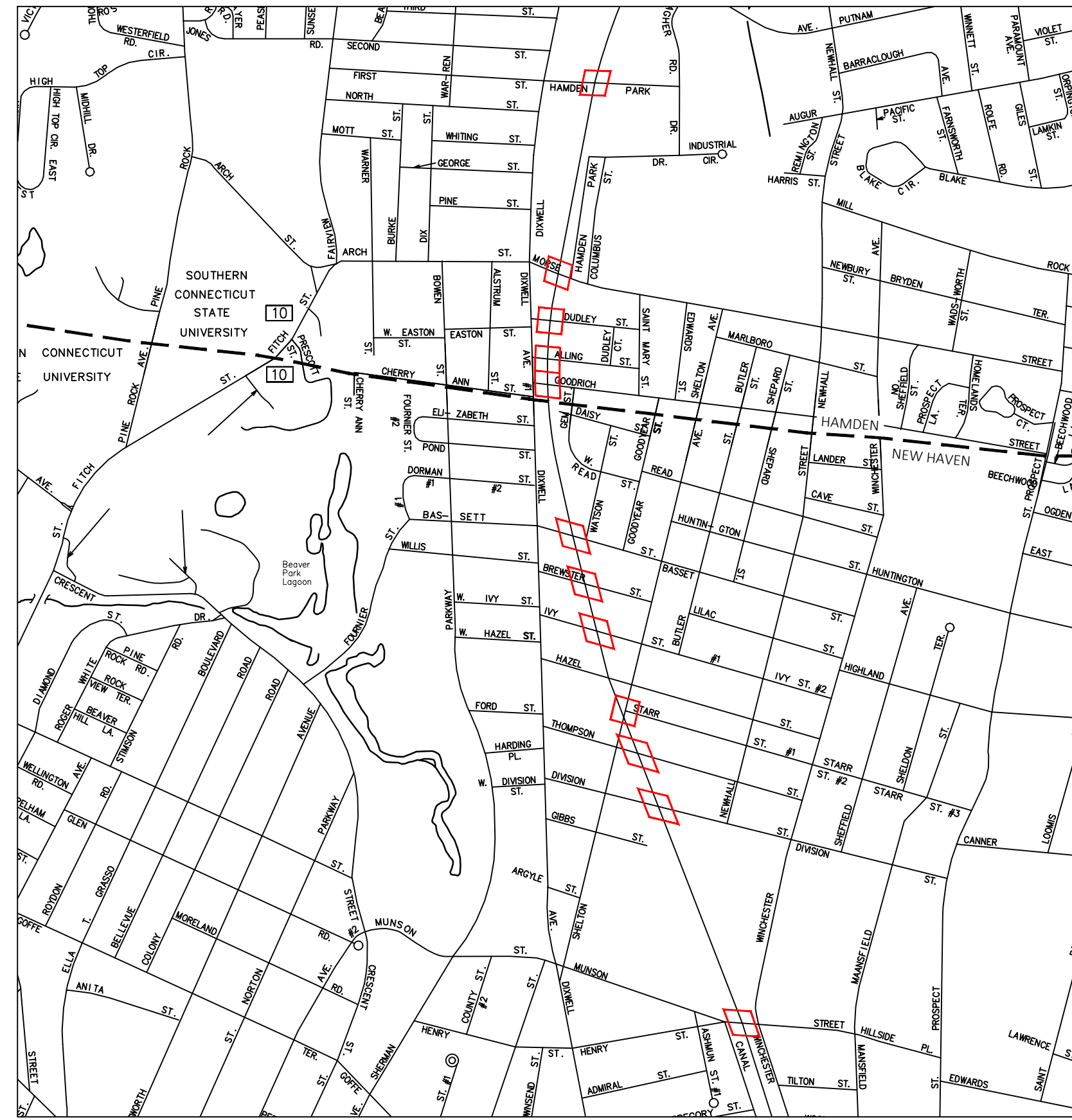


# CITY OF NEW HAVEN AND TOWN OF HAMDEN



PROJECT LOCATION MAP  
SCALE: 1" = 1000'

## FARMINGTON CANAL TRAIL RAISED CROSSINGS

NEW HAVEN CITY PROJECT NUMBER 20-136-01  
HAMDEN TOWN PROJECT NUMBER 20071  
30% CONSTRUCTION DOCUMENTS

### Sheet List Table

Sheet Number	Sheet Title
1	COVER SHEET
NEW HAVEN	
SP-1	MUNSON STREET
SP-2	DIVISION STREET
SP-3	THOMPSON STREET
SP-4	SHELTON AVENUE
SP-5	IVY STREET
SP-6	BREWSTER STREET
SP-7	BASSETT STREET
HAMDEN	
SP-8	GOODRICH STREET
SP-9	ALLING STREET
SP-10	DUDLEY STREET
SP-11	MORSE STREET
SP-12	HAMDEN PARK DRIVE
D-1 - D-8	DETAILS

HONORABLE JUSTIN M. ELICKER, MAYOR, NEW HAVEN

HONORABLE LAUREN GARRETT, MAYOR, HAMDEN

GIOVANNI ZINN, P.E.  
CITY ENGINEER, NEW HAVEN

STEPHEN WHITE, P.E.  
TOWN ENGINEER, HAMDEN

No.	Revision/Issue	Date



CITY OF NEW HAVEN  
TOWN OF HAMDEN



HONORABLE JUSTIN M. ELICKER, MAYOR, NEW HAVEN  
HONORABLE LAUREN GARRETT, MAYOR, HAMDEN

Project Name and Address  
FARMINGTON CANAL TRAIL  
RAISED CROSSINGS


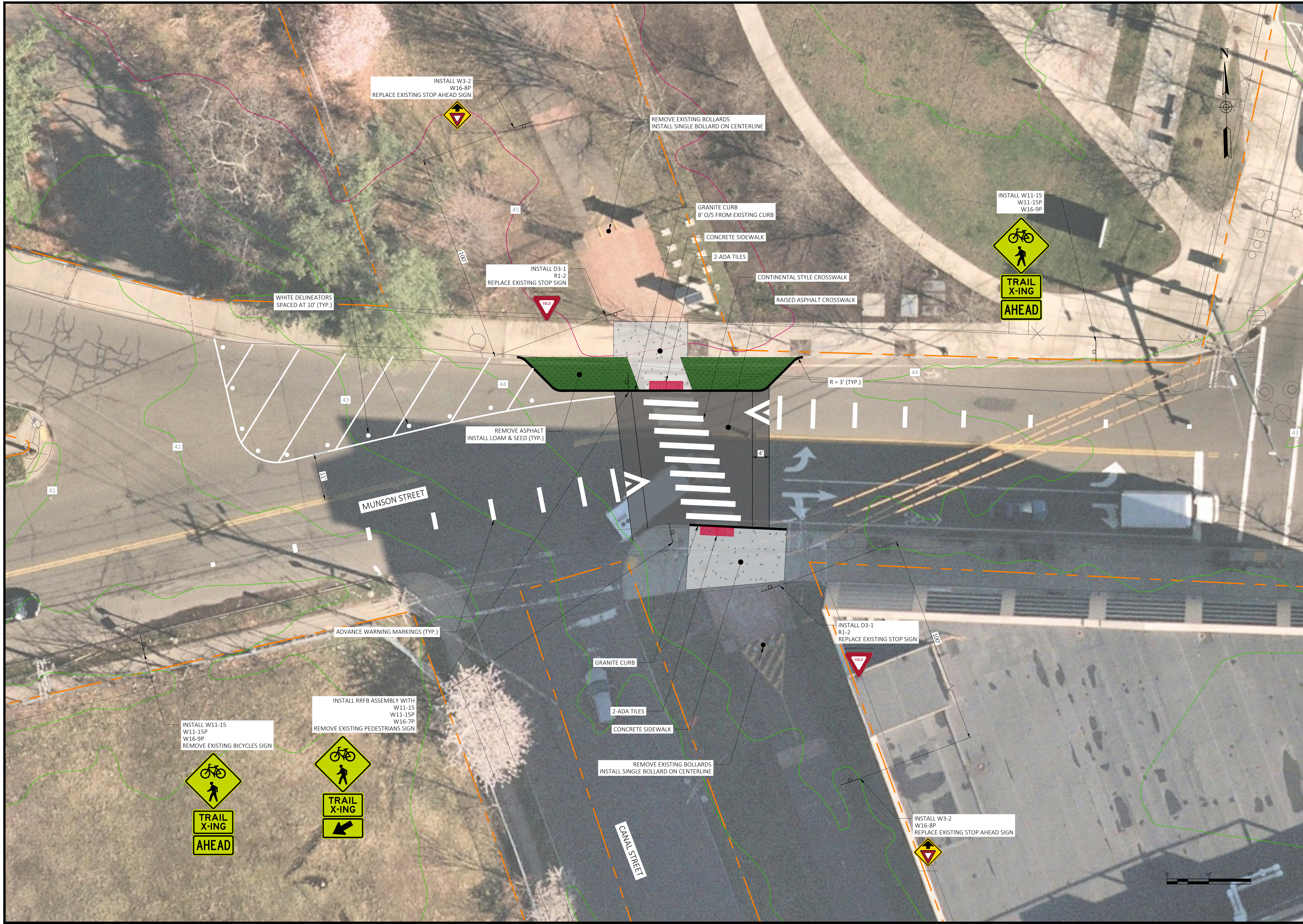
Date  
3/6/2023

Professional Seal

Sheet Title  
COVER

Sheet Number  
1

C:\USERS\WEBER\CITY OF NEW HAVEN, CT\ENGINEERING DEPARTMENT - PROJECTS\20-136-01 FARMINGTON CANAL TRAIL RAISED CROSSINGS\DRAWINGS\SHEET\20-136-C-SITE.DWG



No.	Revision/Issue	Date



CITY OF NEW HAVEN  
TOWN OF HAMDEN



HONORABLE JUSTIN M. ELICKER, MAYOR, NEW HAVEN  
HONORABLE LAUREN GARRETT, MAYOR, HAMDEN

Project Name and Address  
**FARMINGTON CANAL TRAIL RAISED CROSSINGS**

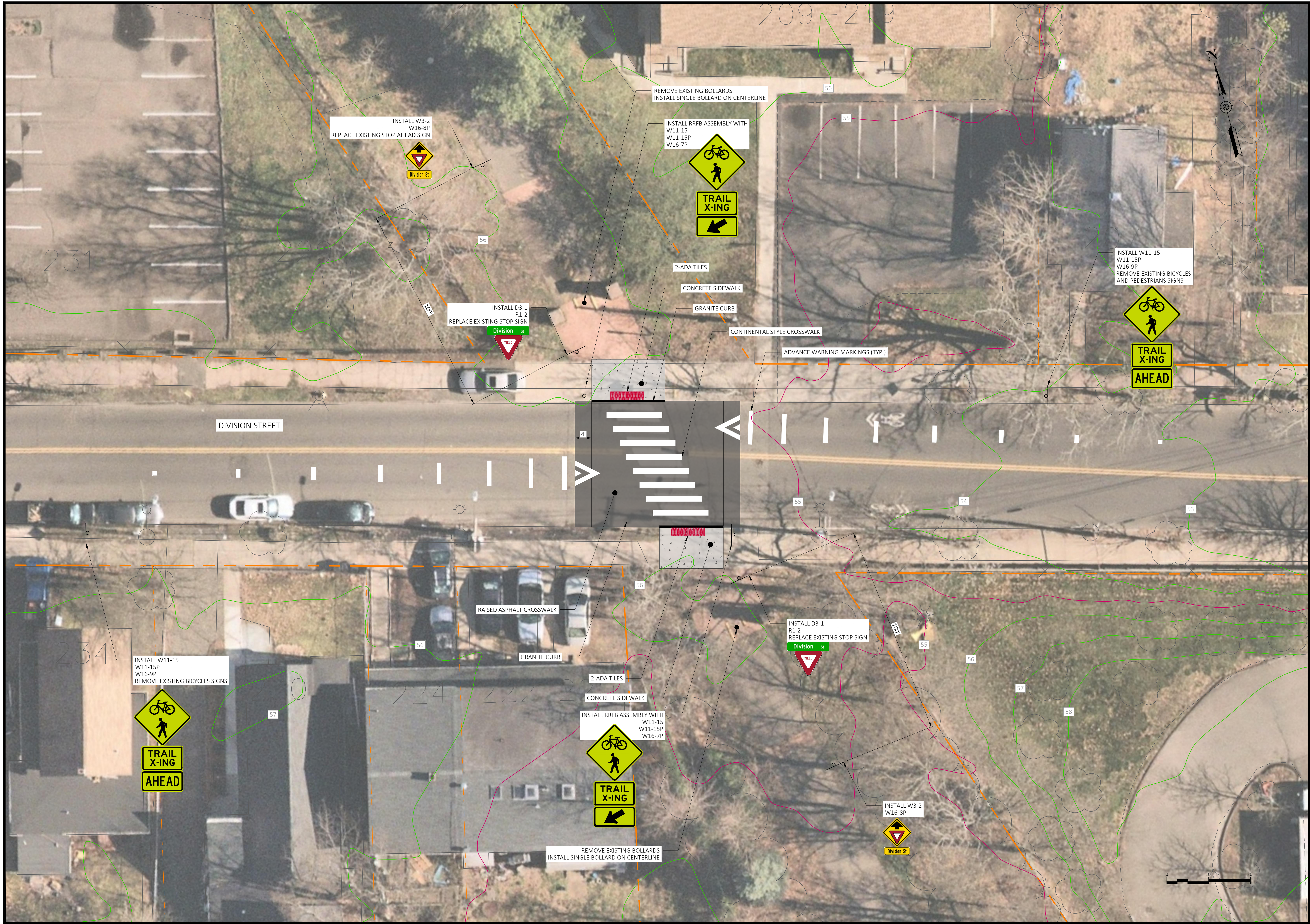
Date  
3/6/2023

Professional Seal

Sheet Title  
SITE PLAN  
MUNSON STREET

Sheet Number  
**C-1**

C:\USERS\AWEBC\CT\CITY OF NEW HAVEN, CT\ENGINEERING DEPARTMENT - PROJECTS\20-136-01 FARMINGTON CANAL TRAIL RAISED CROSSINGS\DRAWINGS\SHEET\20-136-C-SITE.DWG



No.	Revision/Issue	Date



CITY OF NEW HAVEN  
TOWN OF HAMDEN



HONORABLE JUSTIN M. ELICKER, MAYOR, NEW HAVEN  
HONORABLE LAUREN GARRETT, MAYOR, HAMDEN

Project Name and Address  
FARMINGTON CANAL TRAIL RAISED CROSSINGS

Date  
3/6/2023

Professional Seal

Sheet Title  
SITE PLAN  
DIVISION STREET

Sheet Number  
C-2

C:\USERS\WEBER\CITY OF NEW HAVEN, CT\ENGINEERING DEPARTMENT - PROJECTS\20-136-01 FARMINGTON CANAL TRAIL RAISED CROSSINGS\DRAWINGS\SHEET\20-136-C-SITE.DWG



No.	Revision/Issue	Date



CITY OF NEW HAVEN  
TOWN OF HAMDEN



HONORABLE JUSTIN M. ELICKER, MAYOR, NEW HAVEN  
HONORABLE LAUREN GARRETT, MAYOR, HAMDEN

Project Name and Address  
FARMINGTON CANAL TRAIL RAISED CROSSINGS

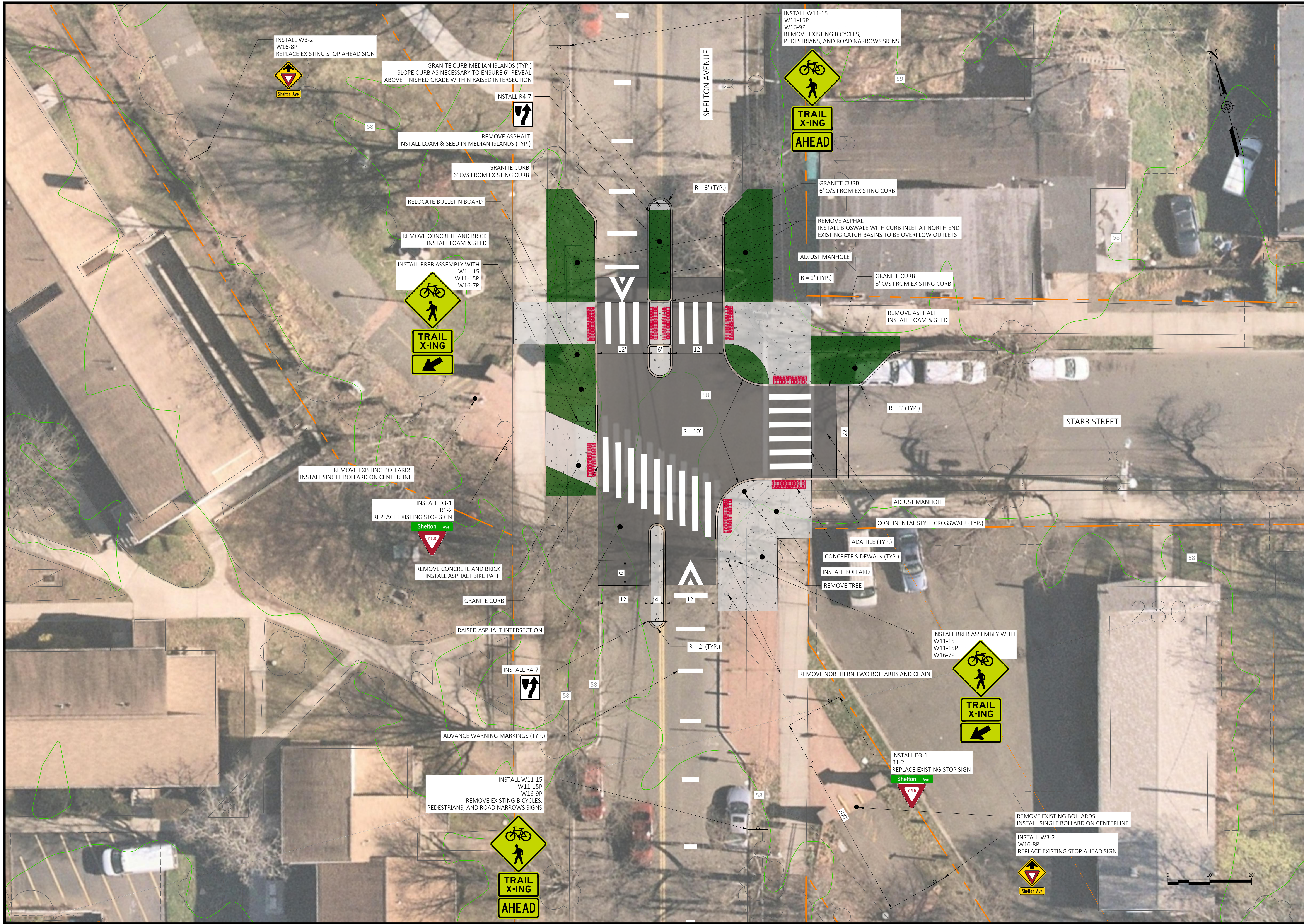
Date  
3/6/2023

Professional Seal

Sheet Title  
SITE PLAN  
THOMPSON STREET

Sheet Number  
C-3

C:\USERS\AVEBER\CITY OF NEW HAVEN, CT\ENGINEERING DEPARTMENT - PROJECTS\20-136-01 FARMINGTON CANAL TRAIL RAISED CROSSINGS\DRAWINGS\SHEET\20-136-C-SITE.DWG



No.	Revision/Issue	Date



CITY OF NEW HAVEN  
TOWN OF HAMDEN



HONORABLE JUSTIN M. ELICKER, MAYOR, NEW HAVEN  
HONORABLE LAUREN GARRETT, MAYOR, HAMDEN

Project Name and Address  
**FARMINGTON CANAL TRAIL RAISED CROSSINGS**

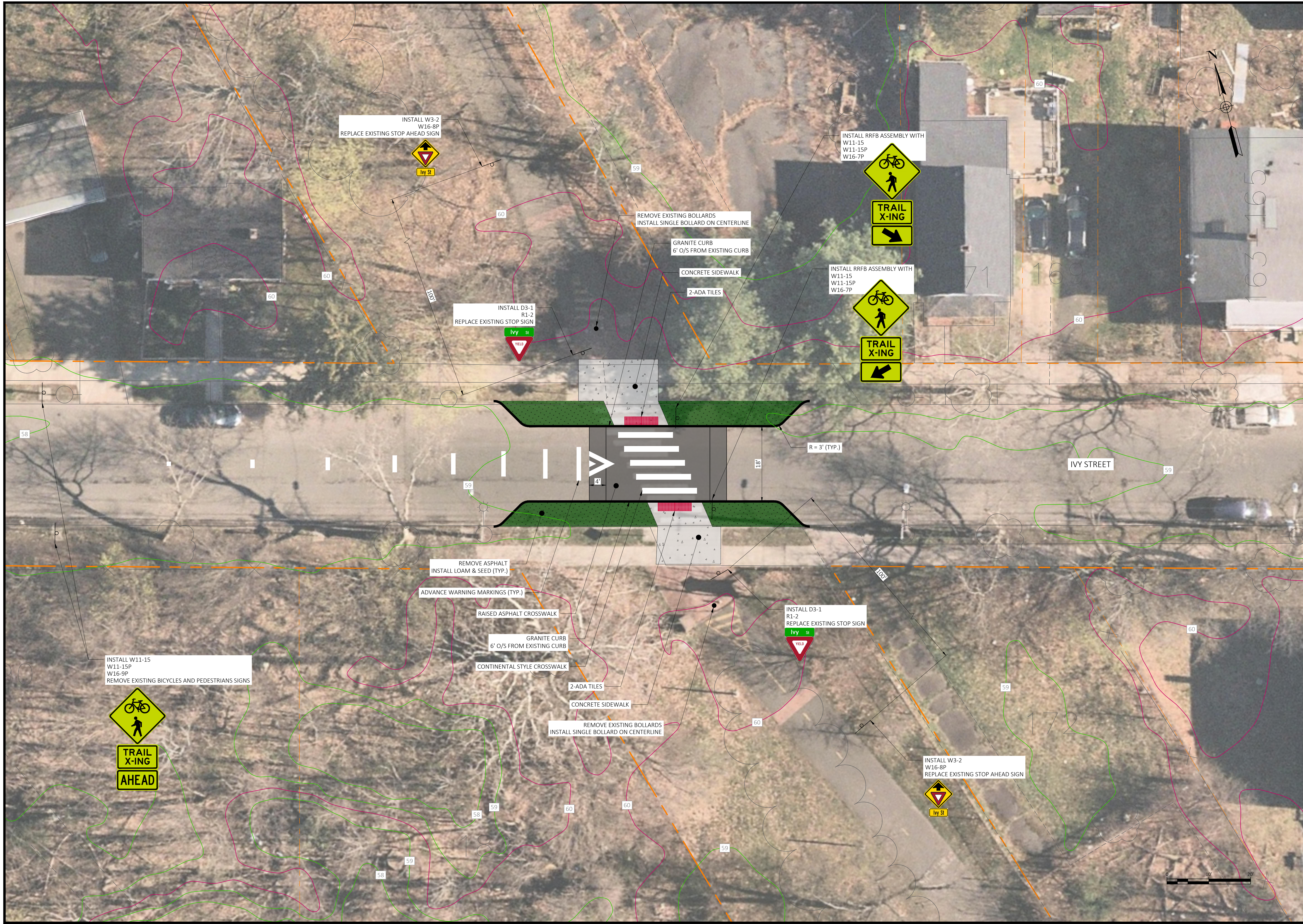
Date  
3/6/2023

Professional Seal

Sheet Title  
SITE PLAN  
SHELTON AVENUE

Sheet Number  
**C-4**

C:\USERS\AWEBC\CITY OF NEW HAVEN, CT\ENGINEERING DEPARTMENT - PROJECTS\20-136-01 FARMINGTON CANAL TRAIL RAISED CROSSINGS\DRAWINGS\SHEET\20-136-C-SITE.DWG



No.	Revision/Issue	Date



CITY OF NEW HAVEN  
TOWN OF HAMDEN



HONORABLE JUSTIN M. ELICKER, MAYOR, NEW HAVEN  
HONORABLE LAUREN GARRETT, MAYOR, HAMDEN

Project Name and Address  
FARMINGTON CANAL TRAIL RAISED CROSSINGS

Date  
3/6/2023

Professional Seal

Sheet Title  
SITE PLAN  
IVY STREET

Sheet Number  
C-5

C:\USERS\WEBER\CITY OF NEW HAVEN, CT\ENGINEERING DEPARTMENT - PROJECTS\20-136-01 FARMINGTON CANAL TRAIL RAISED CROSSINGS\DRAWINGS\SHEET\20-136-C-SITE.DWG



No.	Revision/Issue	Date



CITY OF NEW HAVEN  
TOWN OF HAMDEN



HONORABLE JUSTIN M. ELICKER, MAYOR, NEW HAVEN  
HONORABLE LAUREN GARRETT, MAYOR, HAMDEN

Project Name and Address  
**FARMINGTON CANAL TRAIL RAISED CROSSINGS**

Date  
3/6/2023

Professional Seal

Sheet Title  
**SITE PLAN  
BREWSTER STREET**

Sheet Number  
**C-6**

C:\USERS\WEBER\CITY OF NEW HAVEN, CT\ENGINEERING DEPARTMENT - PROJECTS\20-136-01 FARMINGTON CANAL TRAIL RAISED CROSSINGS\DRAWINGS\SHEET\20-136-C-SITE.DWG



No.	Revision/Issue	Date



CITY OF NEW HAVEN  
TOWN OF HAMDEN



HONORABLE JUSTIN M. ELICKER, MAYOR, NEW HAVEN  
HONORABLE LAUREN GARRETT, MAYOR, HAMDEN

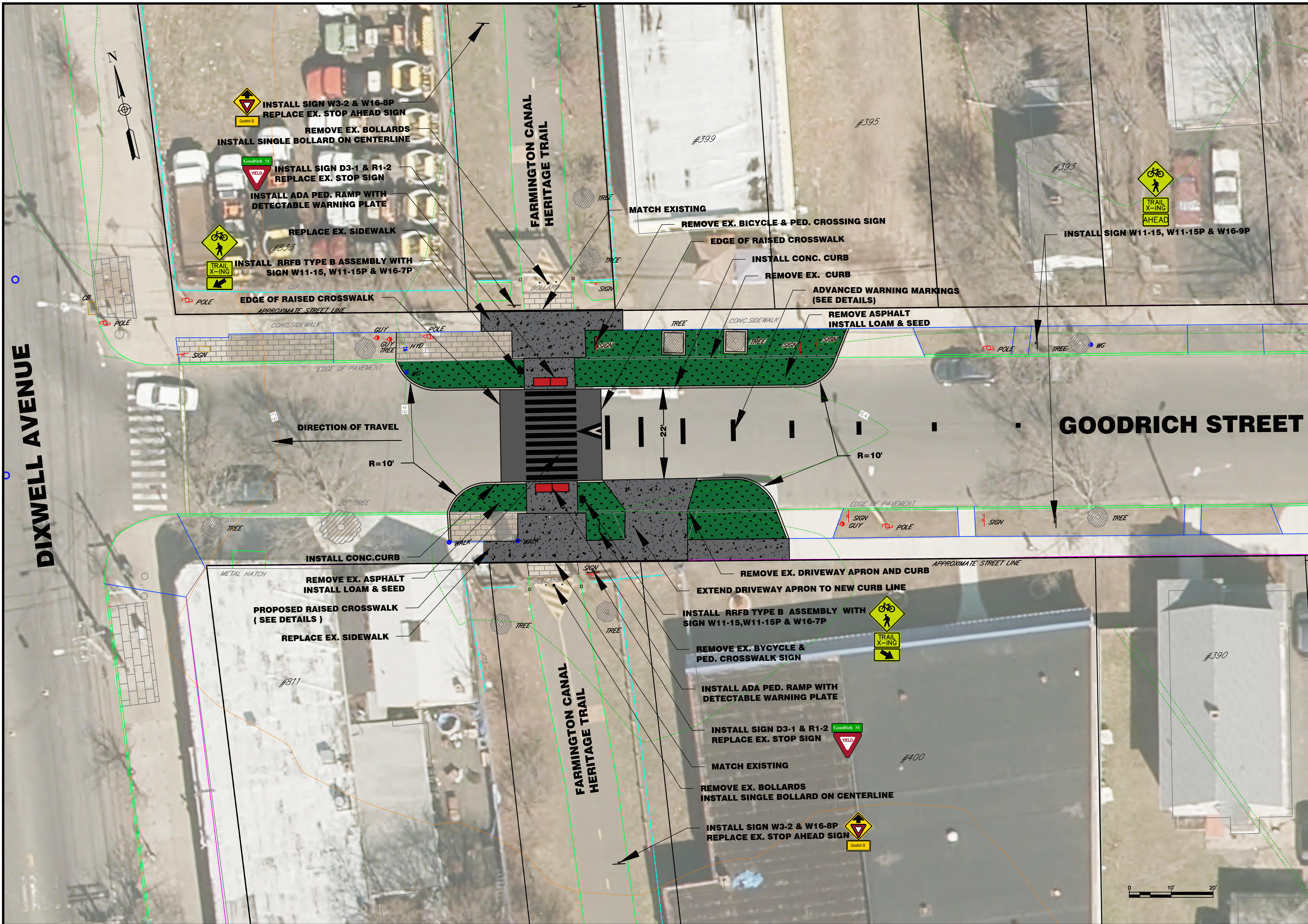
Project Name and Address  
FARMINGTON CANAL TRAIL RAISED CROSSINGS

Date  
3/6/2023

Professional Seal

Sheet Title  
SITE PLAN  
BASSETT STREET

Sheet Number  
C-7



**DIXWELL AVENUE**

**FARMINGTON CANAL  
HERITAGE TRAIL**


**GOODRICH STREET**

**FARMINGTON CANAL  
HERITAGE TRAIL**

No.	Revision/Issue	Date



CITY OF NEW HAVEN  
TOWN OF HAMDEN



HONORABLE JUSTIN M. ELICKER, MAYOR, NEW HAVEN  
HONORABLE LAUREN GARRETT, MAYOR, HAMDEN

Project Name and Address  
FARMINGTON CANAL TRAIL  
RAISED CROSSINGS

Date  
03/06/2023

Professional Seal

Sheet Title  
SITE PLAN  
GOODRICH STREET

Sheet Number  
C-8



**DIXWELL AVENUE**

**ALLING STREET**

**FARMINGTON CANAL HERITAGE TRAIL**

**FARMINGTON CANAL HERITAGE TRAIL**

No.	Revision/Issue	Date



CITY OF NEW HAVEN  
TOWN OF HAMDEN



HONORABLE JUSTIN M. ELICKER, MAYOR, NEW HAVEN  
HONORABLE LAUREN GARRETT, MAYOR, HAMDEN

Project Name and Address  
FARMINGTON CANAL TRAIL  
RAISED CROSSINGS

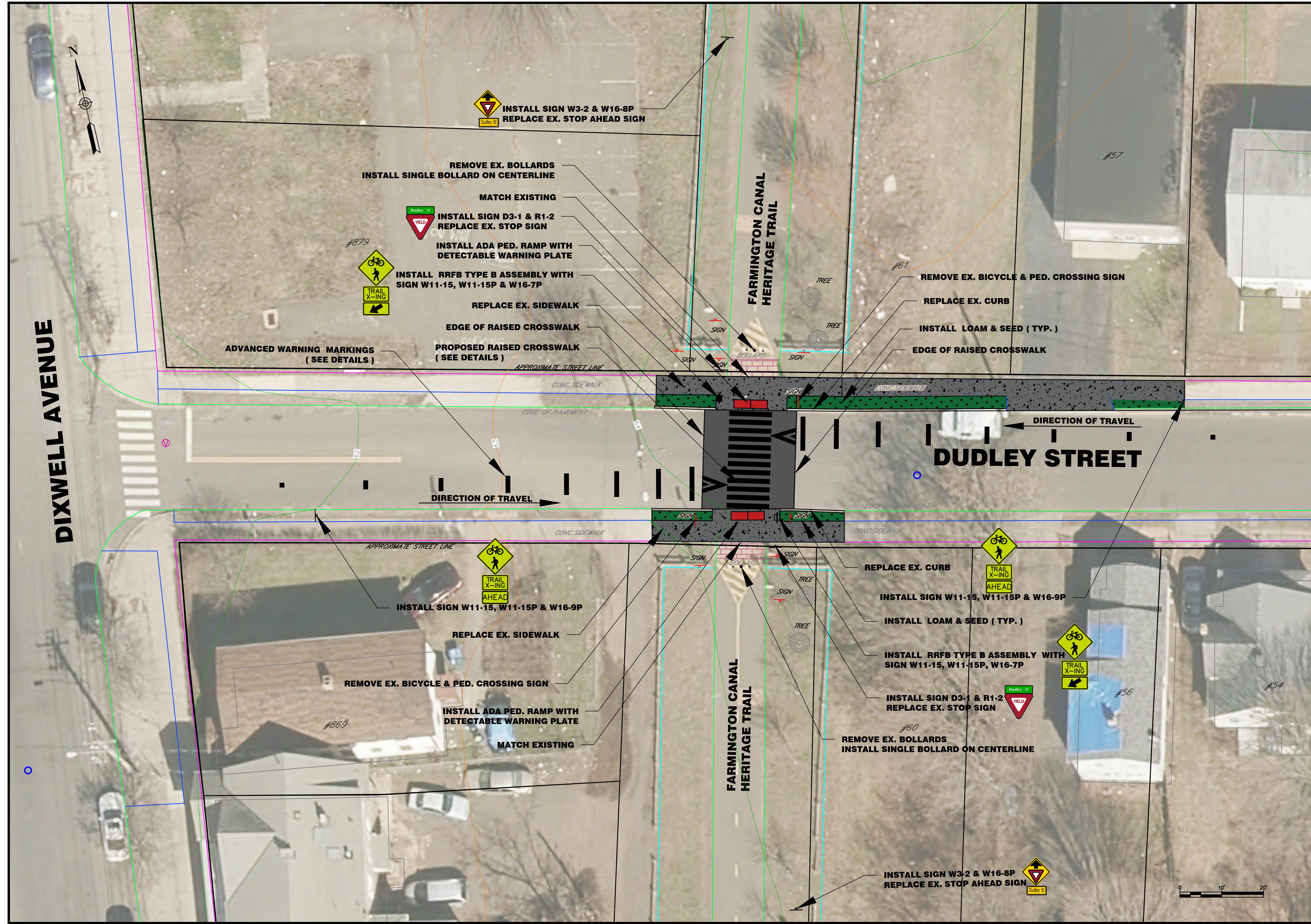
Date 03/06/2023

Professional Seal


Sheet Title SITE PLAN  
ALLING STREET

Sheet Number  
C-9

DIXWELL AVENUE



No.	Revision/Issue	Date



CITY OF NEW HAVEN  
TOWN OF HAMDEN



HONORABLE JUSTIN M. ELICKER, MAYOR, NEW HAVEN  
HONORABLE LAUREN GARRETT, MAYOR, HAMDEN

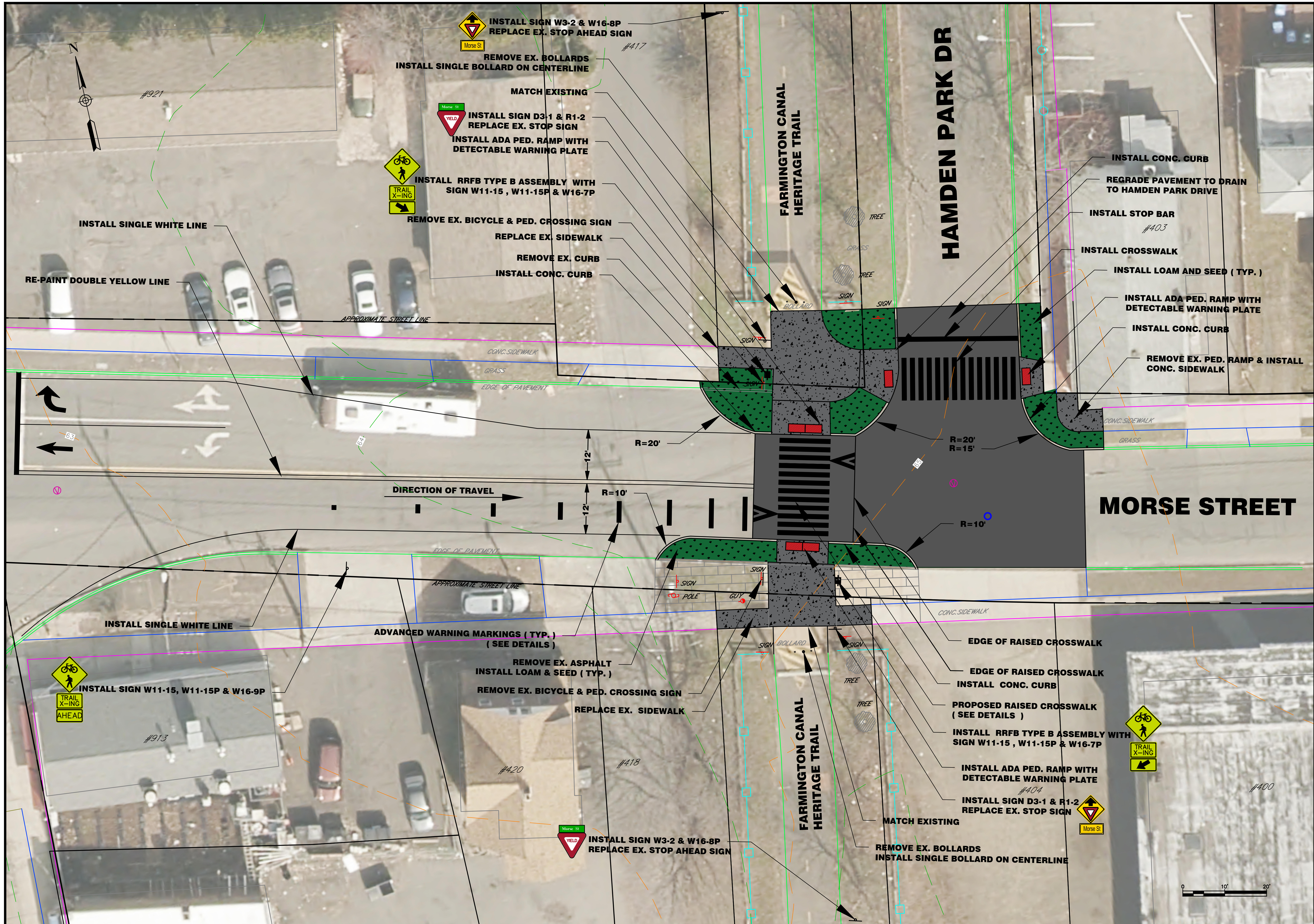
Project Name and Address  
FARMINGTON CANAL TRAIL  
RAISED CROSSINGS

Date  
03/06/2023

Professional Seal

Sheet Title  
SITE PLAN  
DUDLEY STREET

Sheet Number  
C-10



No.	Revision/Issue	Date



CITY OF NEW HAVEN  
TOWN OF HAMDEN



HONORABLE JUSTIN M. ELICKER, MAYOR, NEW HAVEN  
HONORABLE LAUREN GARRETT, MAYOR, HAMDEN

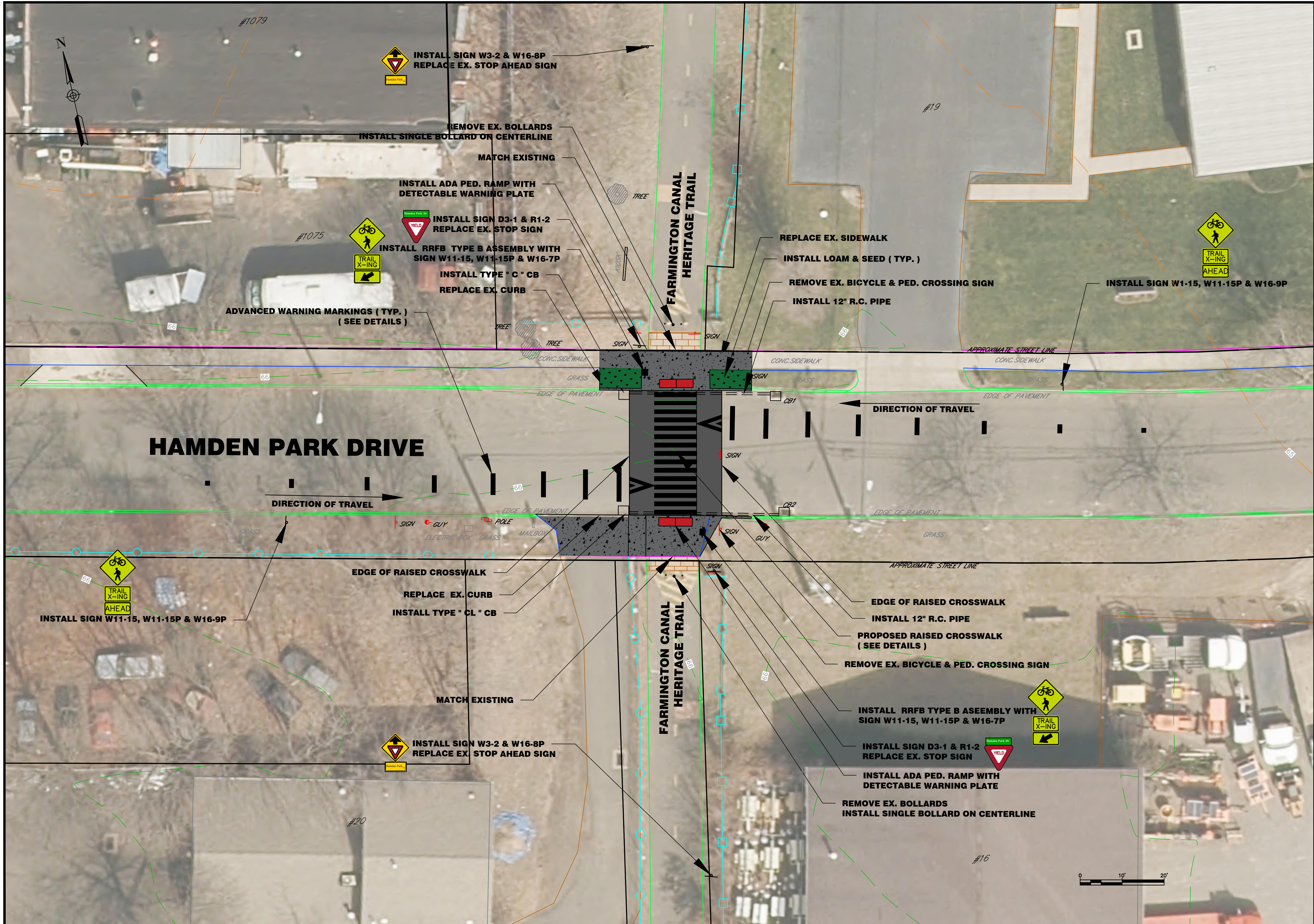
Project Name and Address  
FARMINGTON CANAL TRAIL RAISED CROSSINGS

Date  
03/06/2023

Professional Seal

Sheet Title  
SITE PLAN MORSE STREET

Sheet Number  
C-11



No.	Revision/Issue	Date



CITY OF NEW HAVEN  
TOWN OF HAMDEN



HONORABLE JUSTIN M. ELICKER, MAYOR, NEW HAVEN  
HONORABLE LAUREN GARRETT, MAYOR, HAMDEN

Project Name and Address  
FARMINGTON CANAL TRAIL  
RAISED CROSSINGS

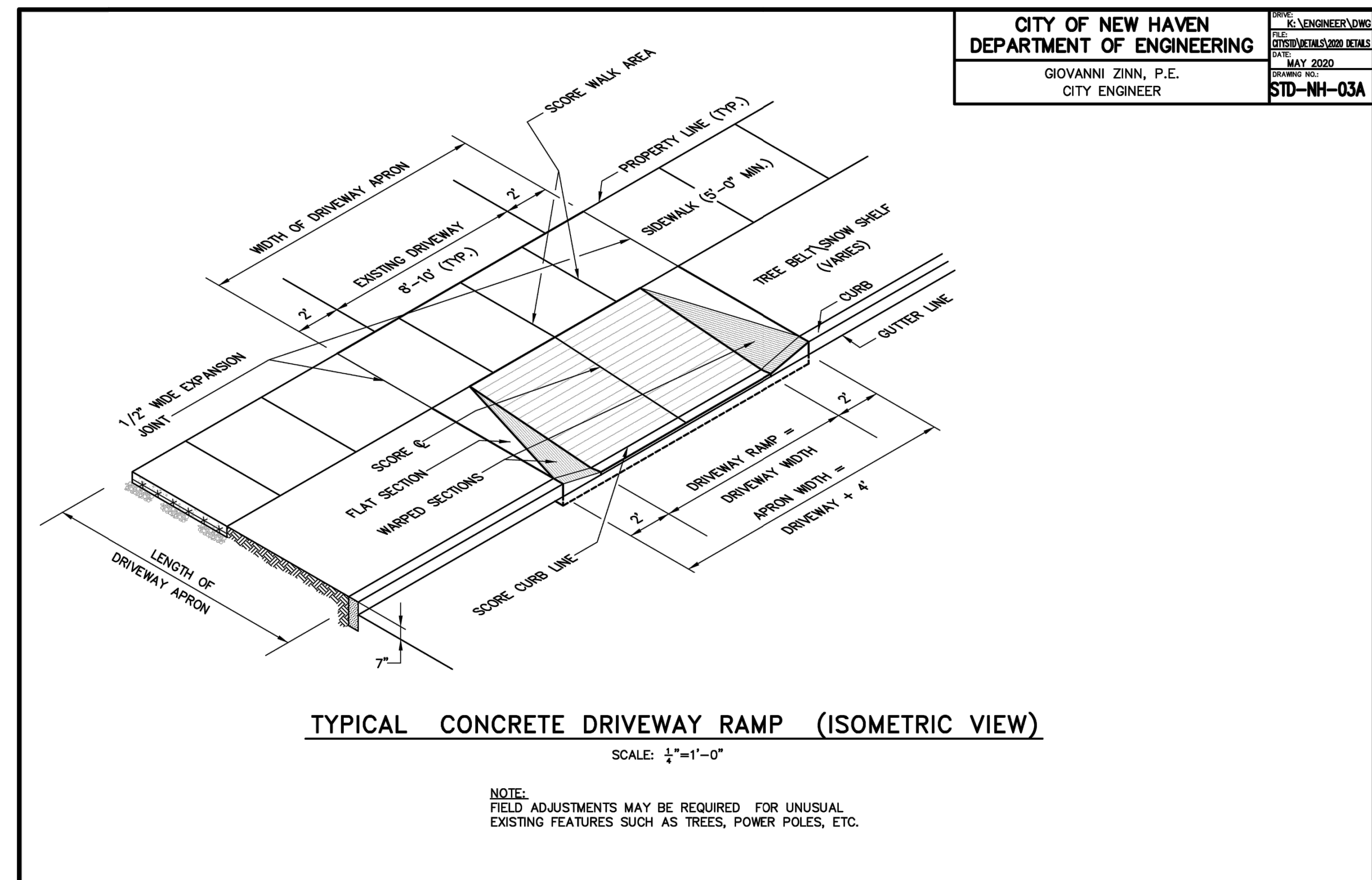
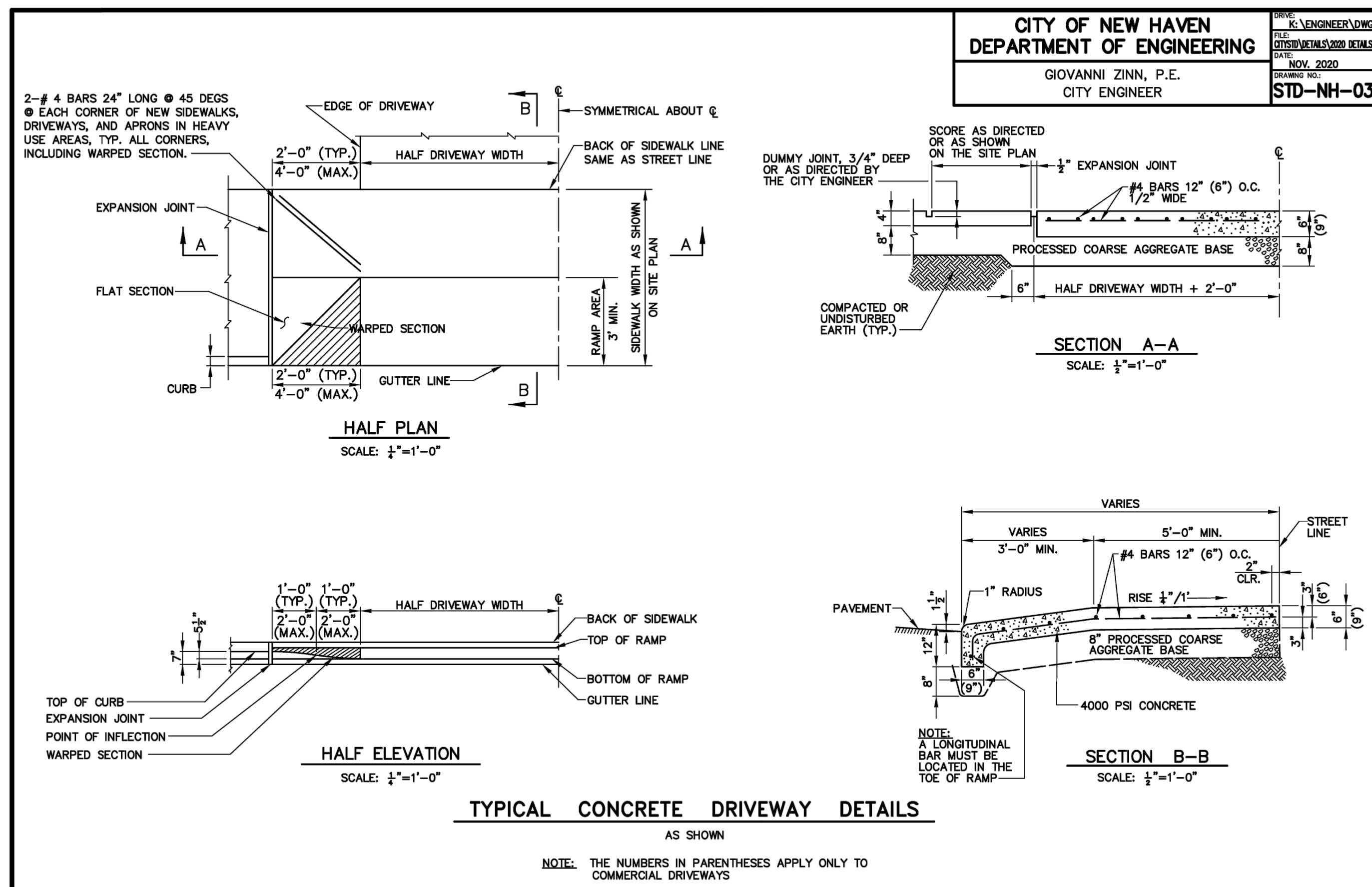
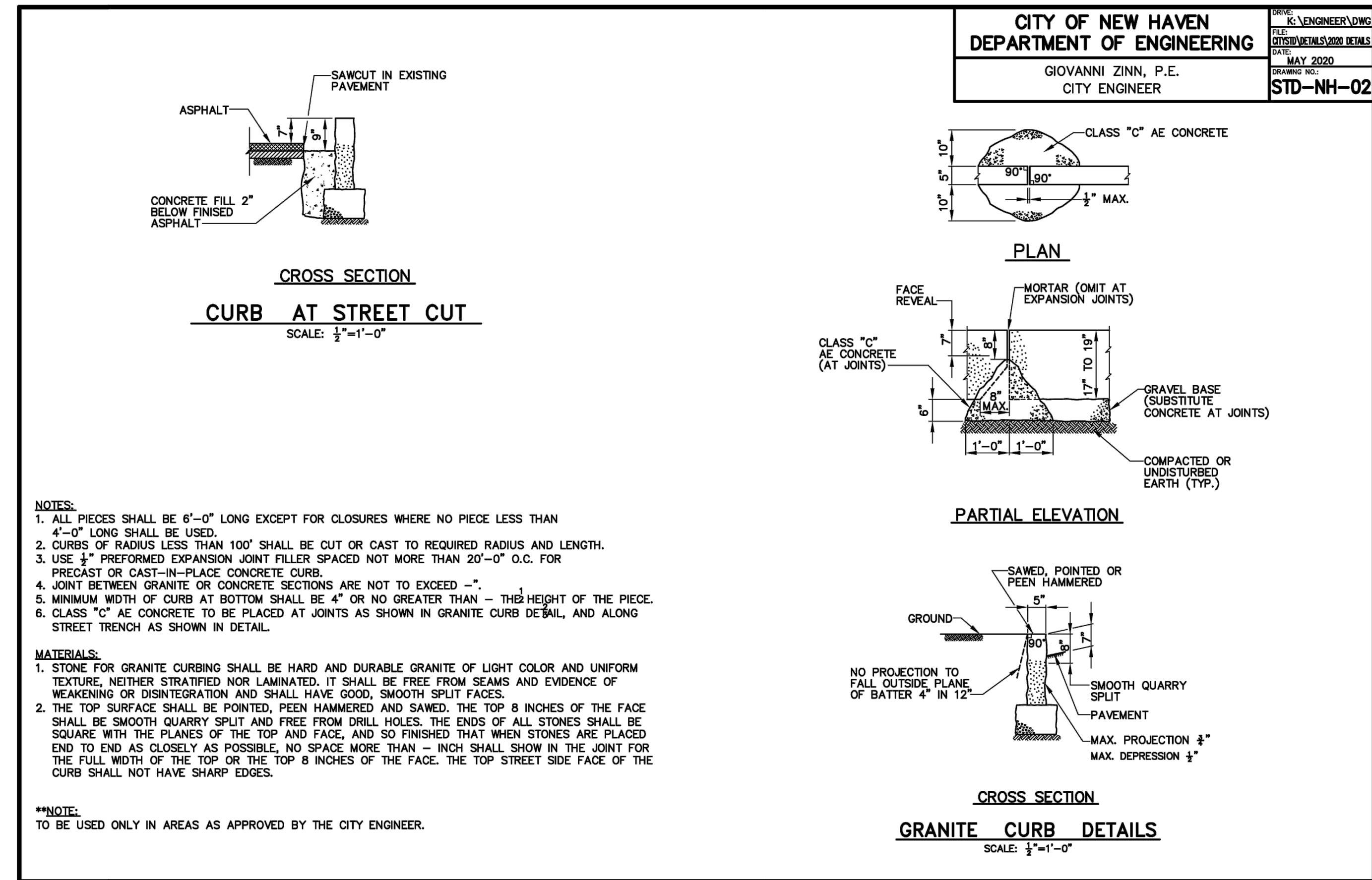
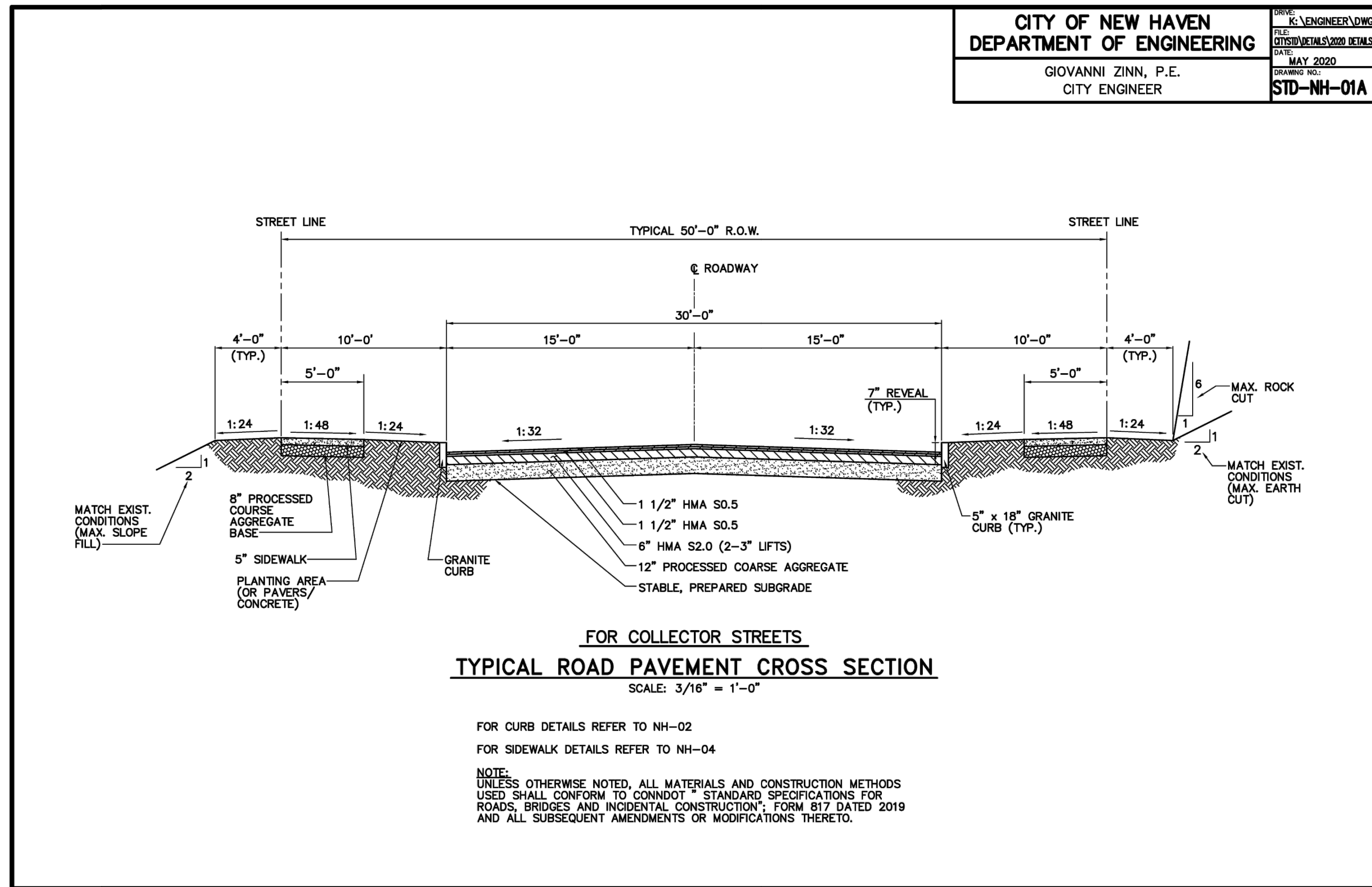
Date  
03/06/2023

Professional Seal

Sheet Title  
SITE PLAN  
HAMDEN PARK DRIVE

Sheet Number  
C-12

C:\USERS\AWBER\CITY OF NEW HAVEN, CT\ENGINEERING DEPARTMENT - PROJECTS\20-136-01 FARMINGTON CANAL TRAIL RAISED CROSSINGS\DRAWINGS\SHEET\20-136-C-DET.DWG



No.	Revision/Issue	Date



CITY OF NEW HAVEN  
TOWN OF HAMDEN

HONORABLE JUSTIN M. ELICKER, MAYOR, NEW HAVEN  
HONORABLE LAUREN GARRETT, MAYOR, HAMDEN



Project Name and Address  
FARMINGTON CANAL TRAIL RAISED CROSSINGS

Date  
3/6/2023

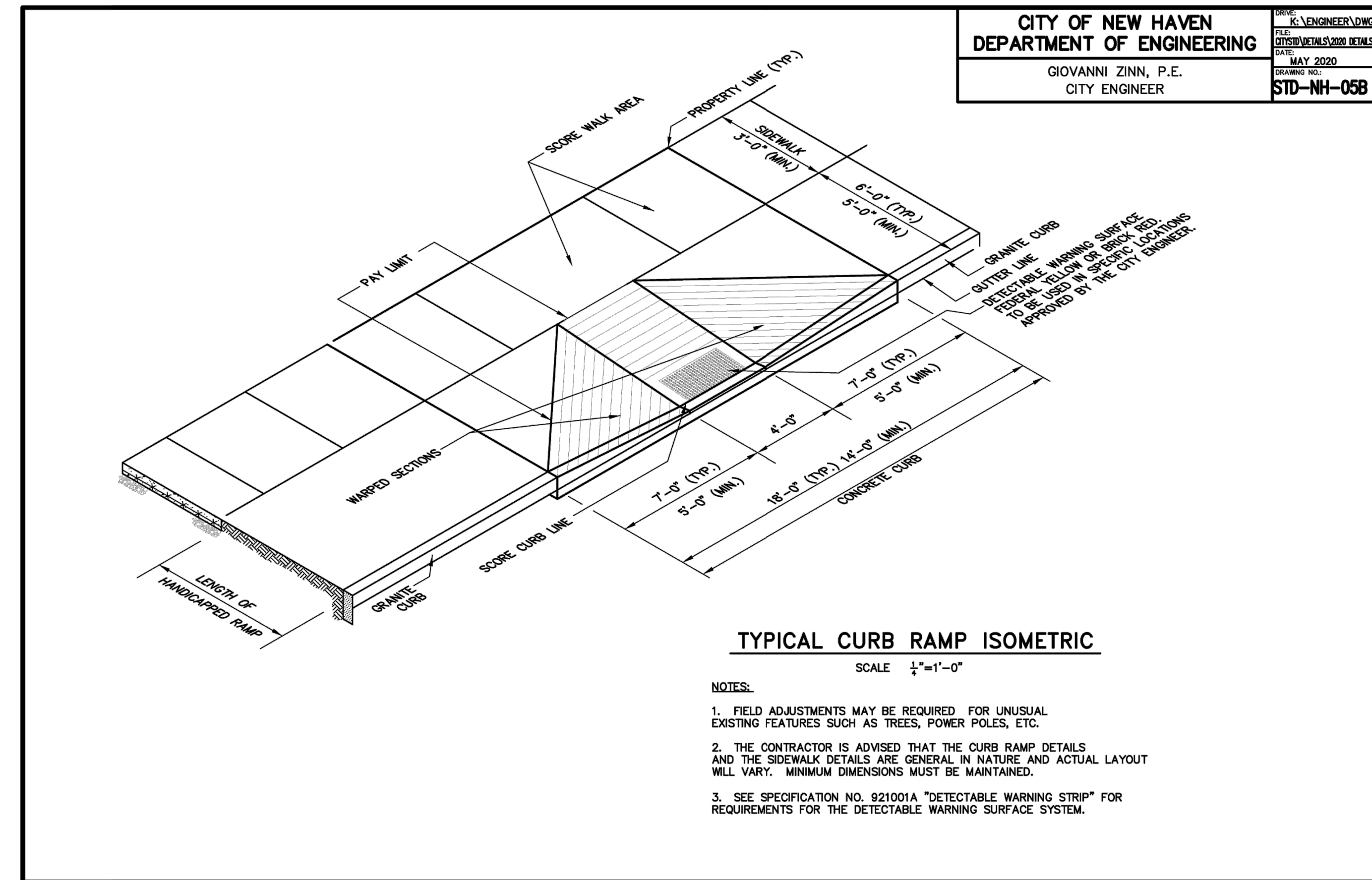
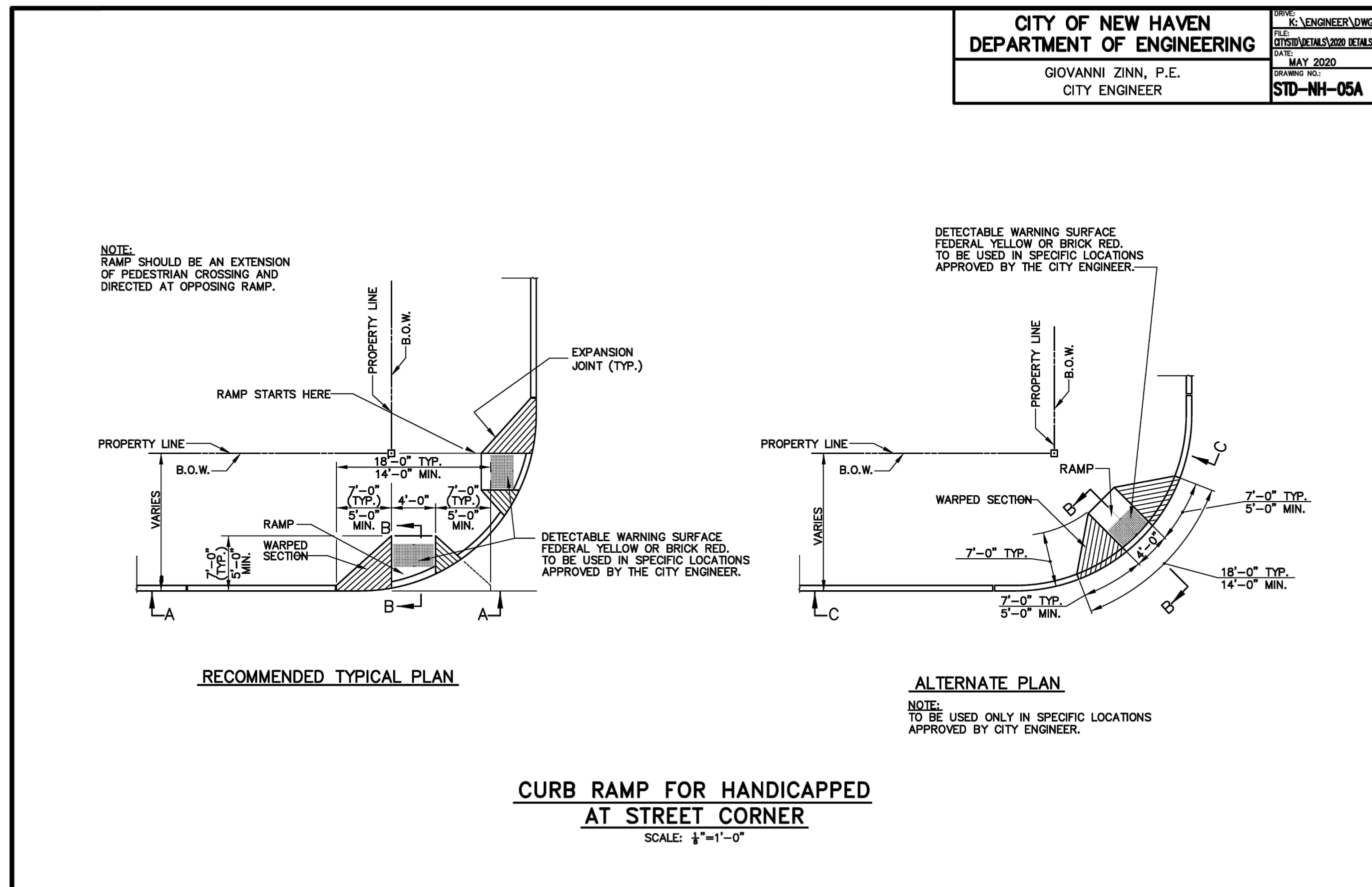
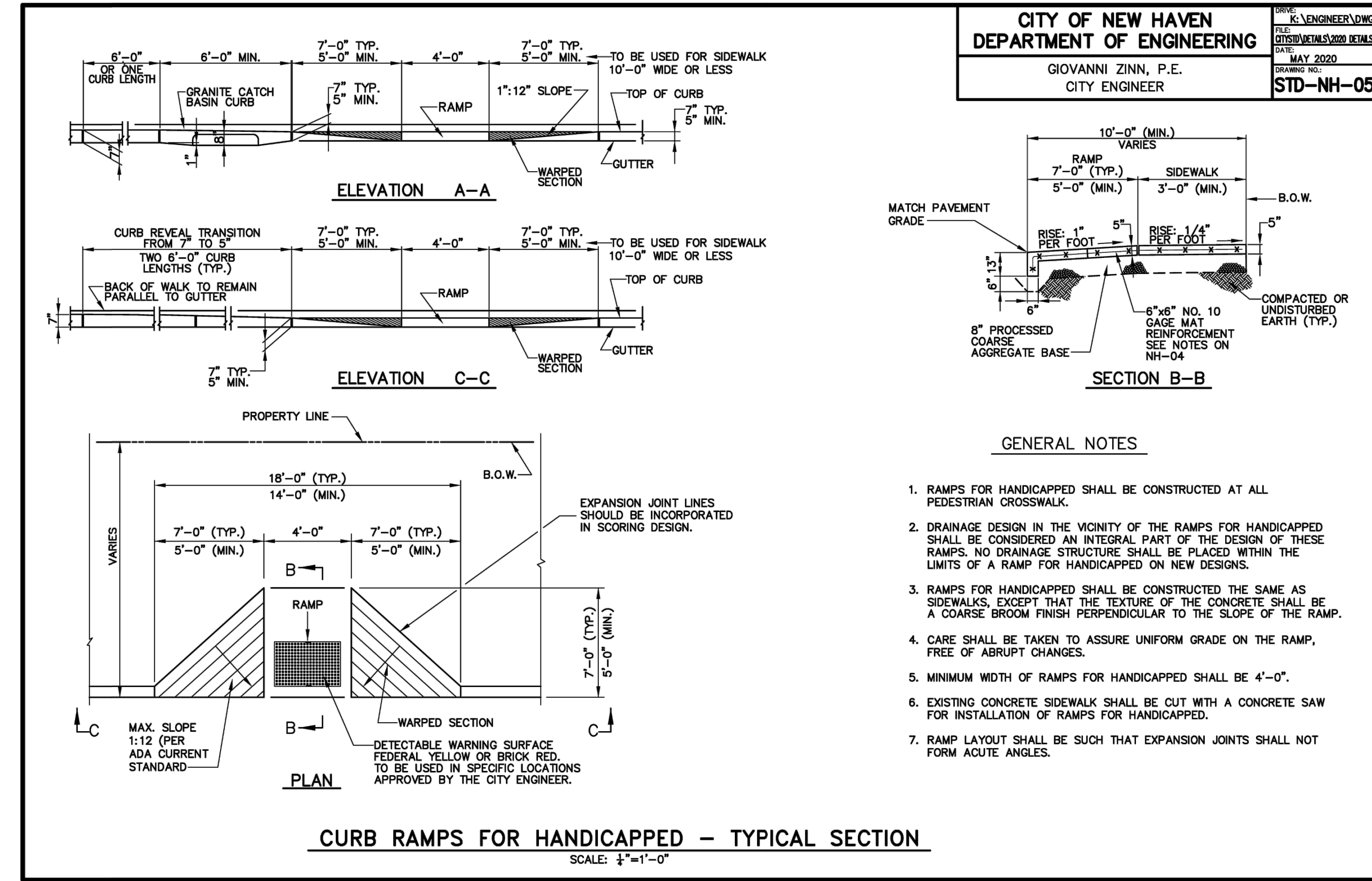
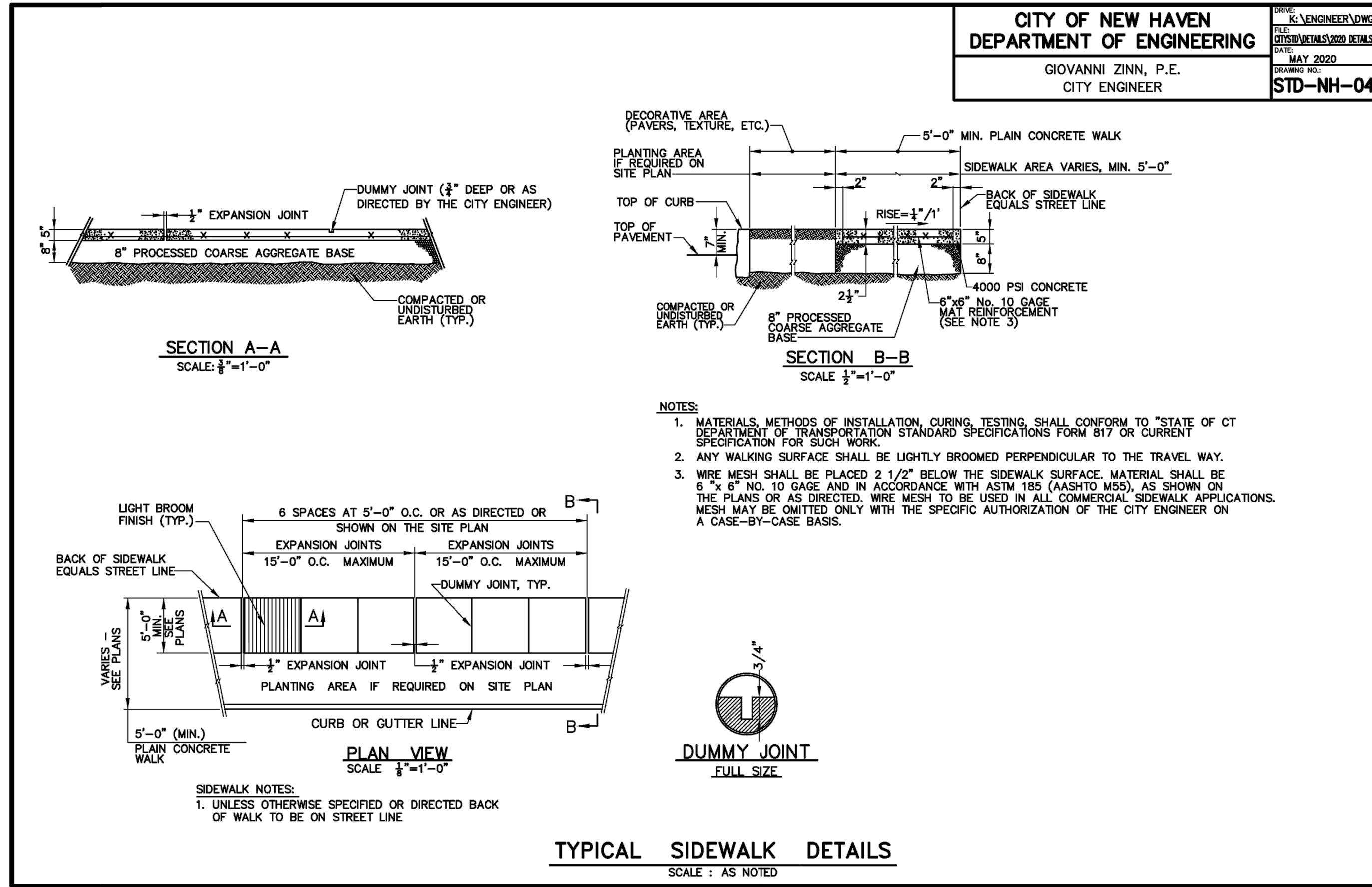
Professional Seal

Sheet Title  
DETAILS

Sheet Number

D-1

C:\USERS\WEBER\CITY OF NEW HAVEN, CT\ENGINEERING DEPARTMENT - PROJECTS\20-136-01 FARMINGTON CANAL TRAIL RAISED CROSSINGS\DRAWINGS\SHEET\20-136-C-DET.DWG



No.	Revision/Issue	Date



CITY OF NEW HAVEN  
TOWN OF HAMDEN

HONORABLE JUSTIN M. ELICKER, MAYOR, NEW HAVEN  
HONORABLE LAUREN GARRETT, MAYOR, HAMDEN



FARMINGTON CANAL TRAIL RAISED CROSSINGS

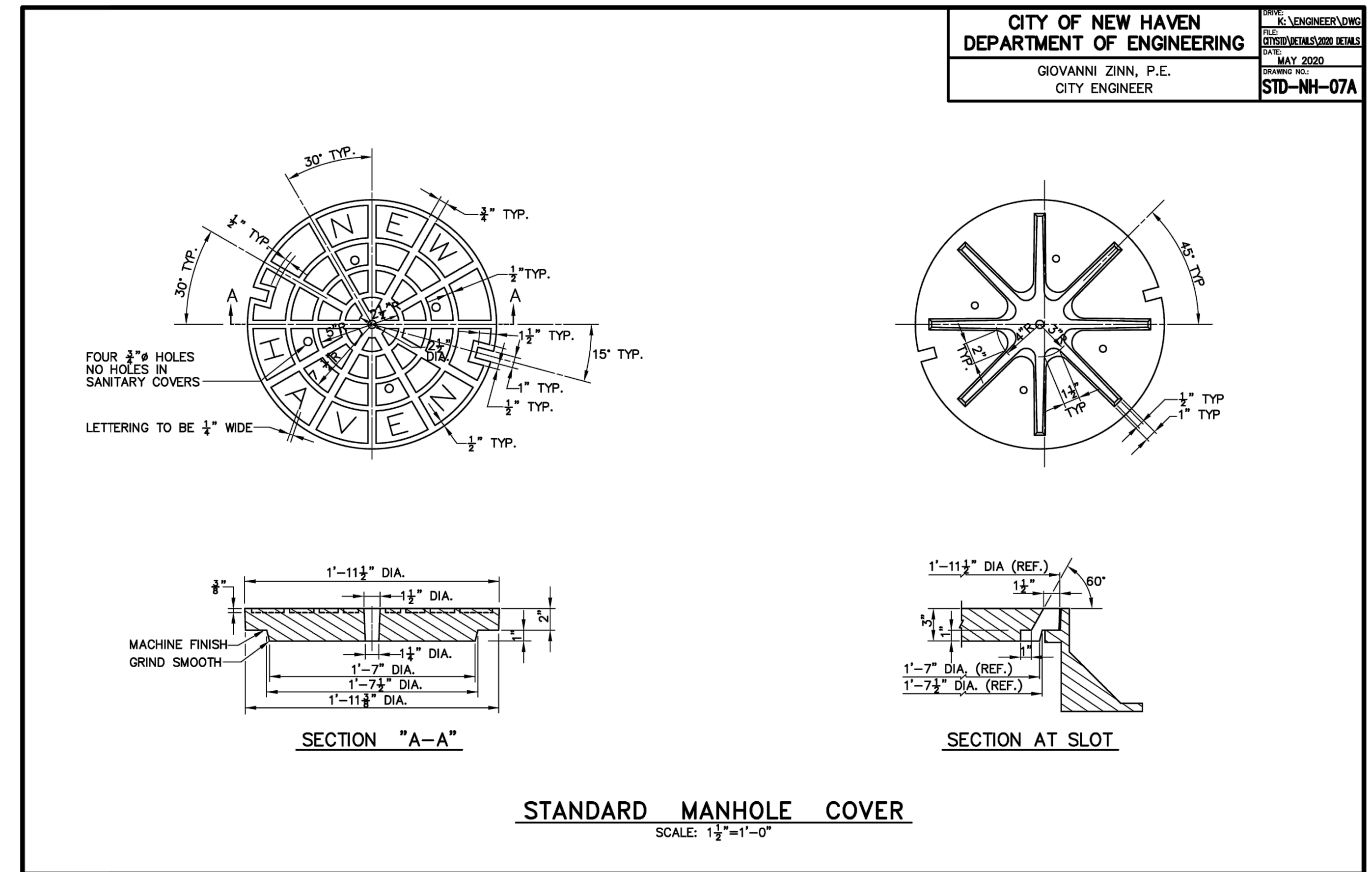
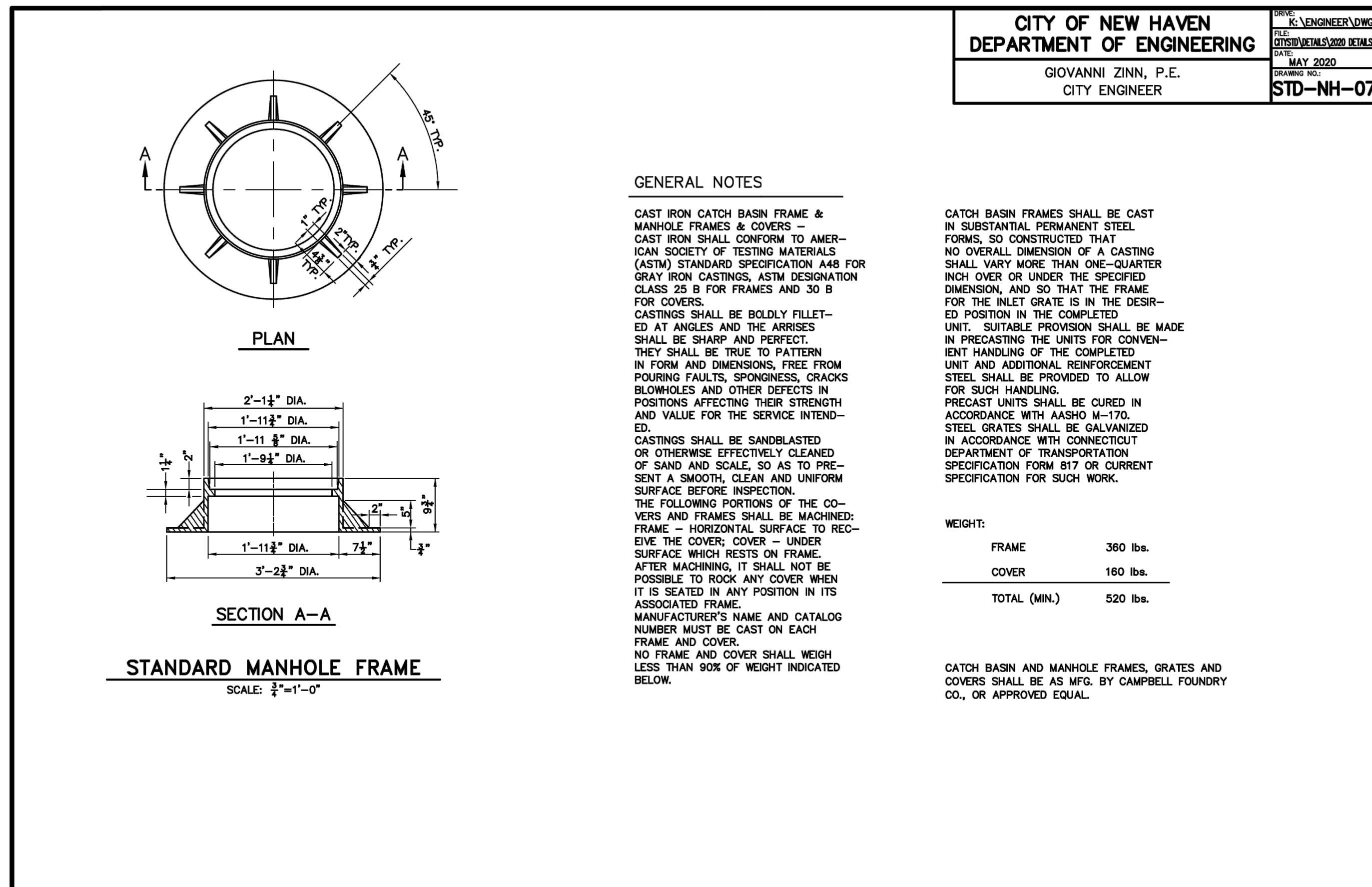
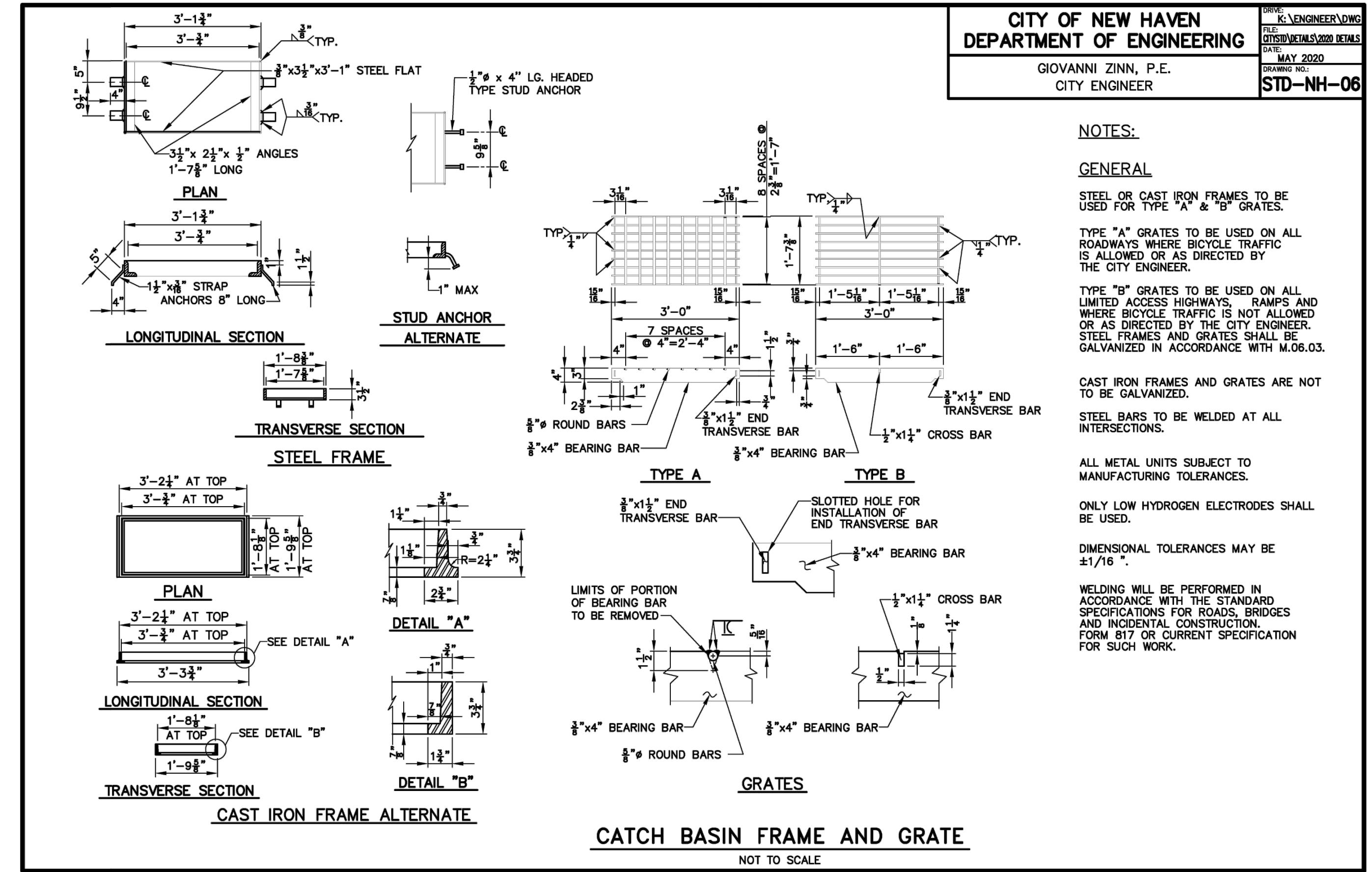
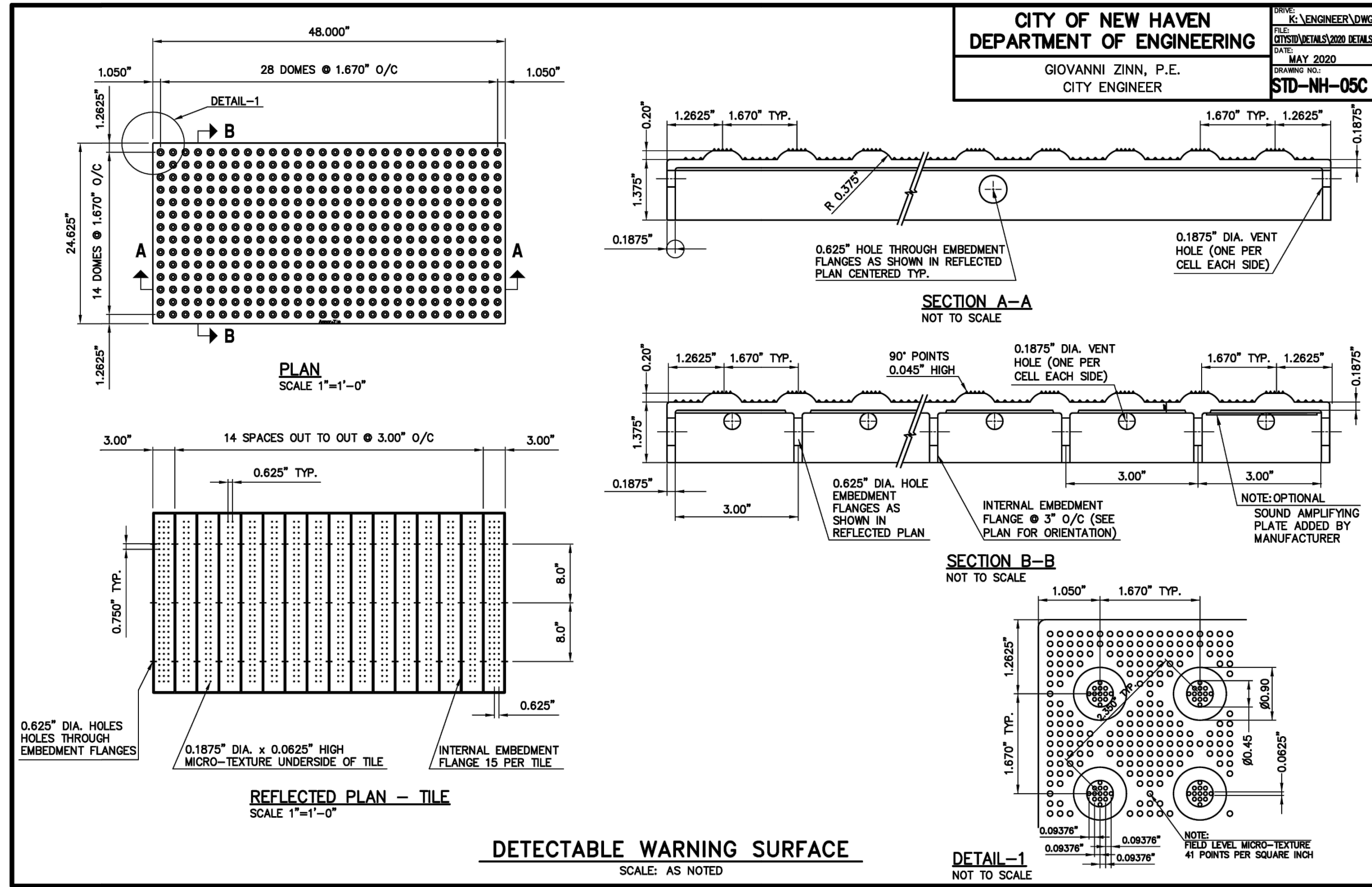
Date: 3/6/2023

Professional Seal

Sheet Title: DETAILS

Sheet Number

C:\USERS\AWEBER\CITY OF NEW HAVEN, CT\ENGINEERING DEPARTMENT - PROJECTS\20-136-01 FARMINGTON CANAL TRAIL RAISED CROSSINGS\DRAWINGS\SHEET\20-136-C-DET.DWG




No.	Revision/Issue	Date



CITY OF NEW HAVEN  
TOWN OF HAMDEN

HONORABLE JUSTIN M. ELICKER, MAYOR, NEW HAVEN  
HONORABLE LAUREN GARRETT, MAYOR, HAMDEN



Project Name and Address  
FARMINGTON CANAL TRAIL RAISED CROSSINGS

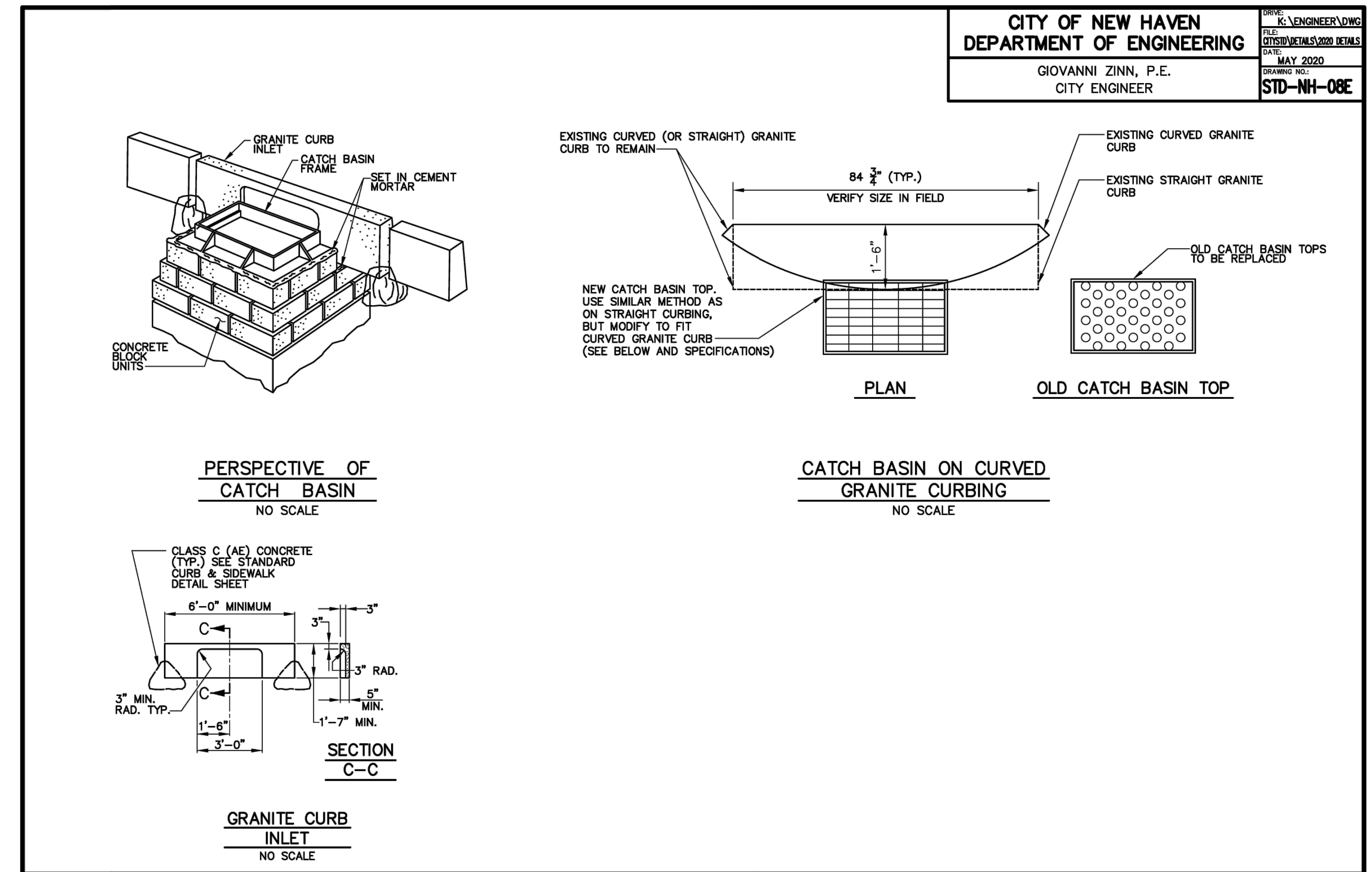
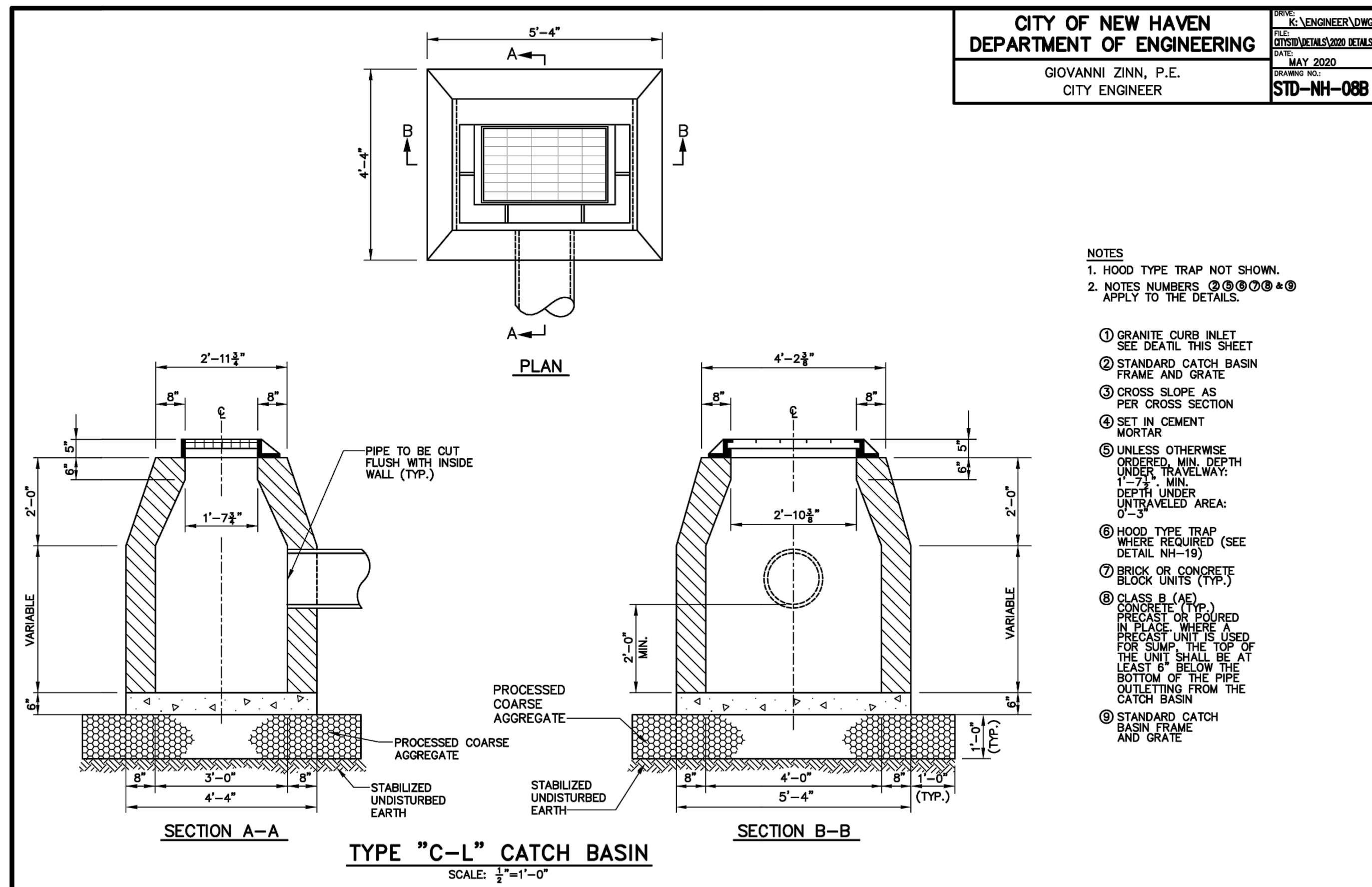
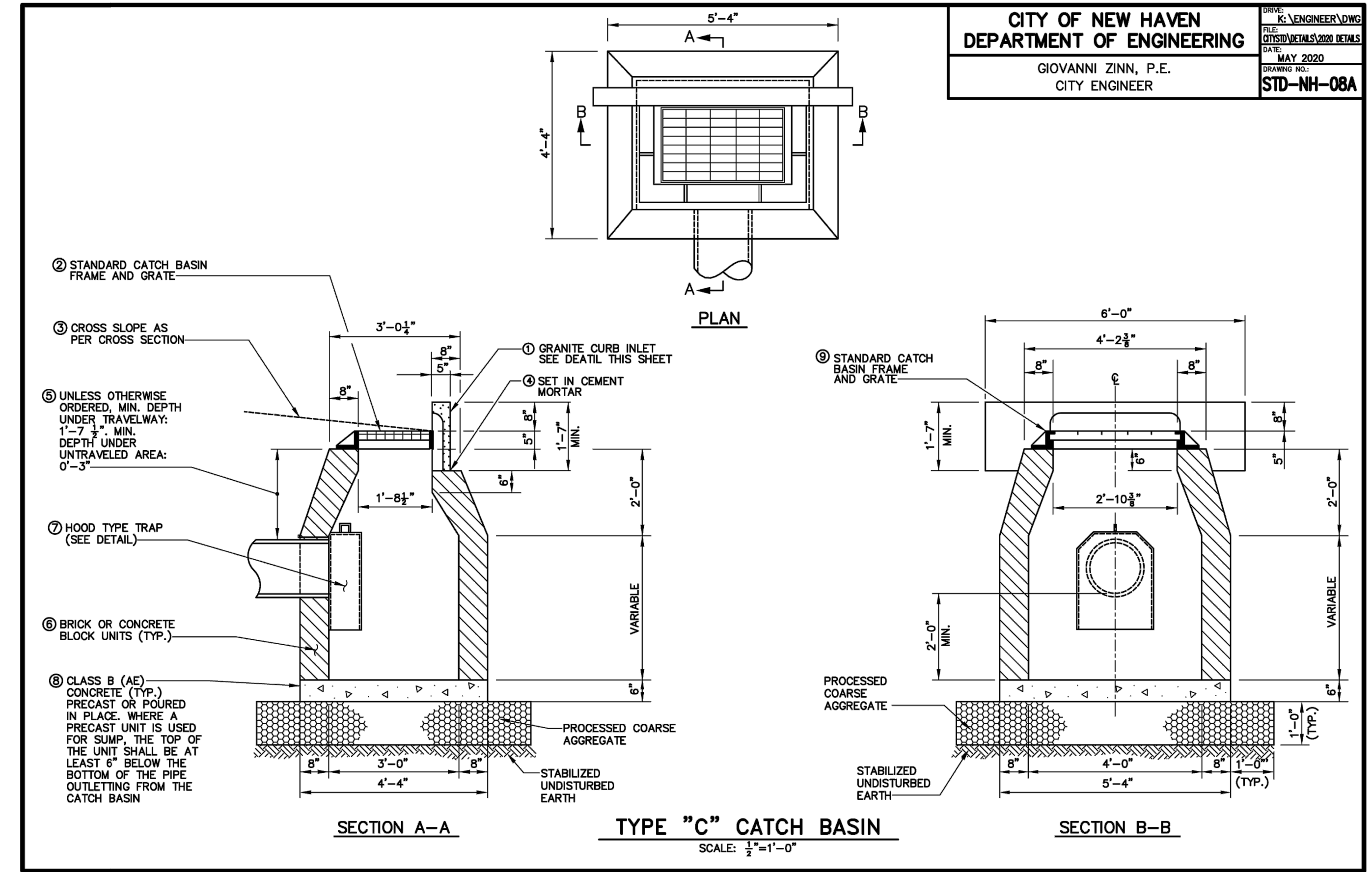
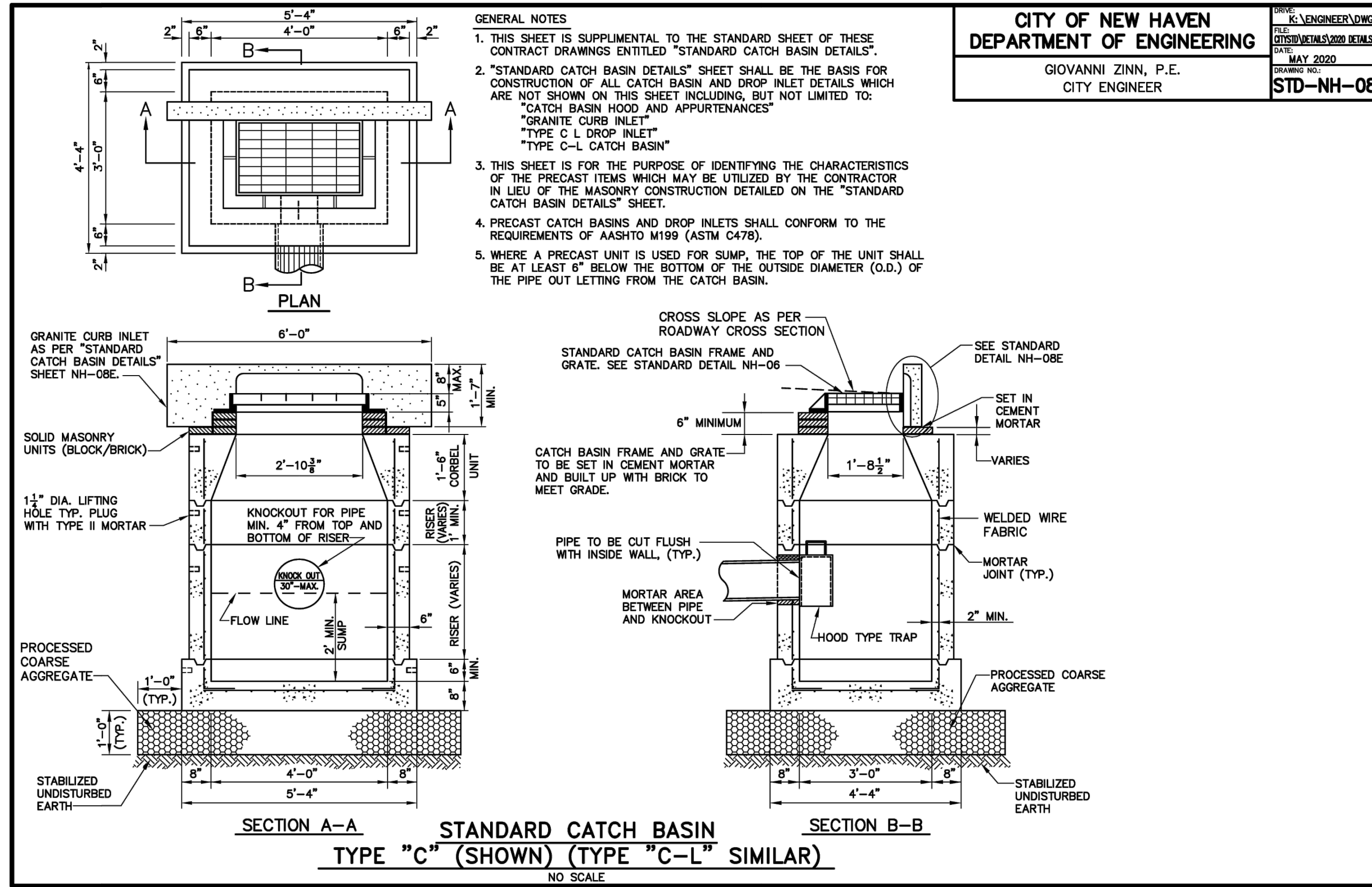
Date  
3/6/2023

Professional Seal

Sheet Title  
DETAILS

Sheet Number

C:\USERS\AWBER\CITY OF NEW HAVEN, CT\ENGINEERING DEPARTMENT - PROJECTS\20-136-01 FARMINGTON CANAL TRAIL RAISED CROSSINGS\DRAWINGS\SHEET\20-136-C-DET.DWG



No.	Revision/Issue	Date



CITY OF NEW HAVEN  
TOWN OF HAMDEN

HONORABLE JUSTIN M. ELICKER, MAYOR, NEW HAVEN  
HONORABLE LAUREN GARRETT, MAYOR, HAMDEN



Project Name and Address  
FARMINGTON CANAL TRAIL RAISED CROSSINGS

Date  
3/6/2023

Professional Seal

Sheet Title  
DETAILS

Sheet Number

D-4

C:\USERS\AWBER\CITY OF NEW HAVEN, CT\ENGINEERING DEPARTMENT - PROJECTS\20-136-01 FARMINGTON CANAL TRAIL RAISED CROSSINGS\DRAWINGS\SHEET\20-136-C-DET.DWG

**PRECAST ECCENTRIC MANHOLE CONE**  
SCALE: 1/2"=1'-0"

**CITY OF NEW HAVEN  
DEPARTMENT OF ENGINEERING**

GIOVANNI ZINN, P.E.  
CITY ENGINEER

DRAWN BY: K. VENGINEER\DWG  
FILE: C:\USERS\AWBER\2020 DETAILS  
DATE: MAY 2020  
DRAWING NO.: **STD-NH-16**

**PRECAST MANHOLE RISER SECTION**  
SCALE: 1/2"=1'-0"

**DETAIL A**  
SCALE: 1 1/2"=1'-0"

**PRECAST MANHOLE BASE**  
SCALE: 1/2"=1'-0"

**DETAIL B**  
SCALE: 1 1/2"=1'-0"

**SECTION IN ROCK CUT**

**CITY OF NEW HAVEN  
DEPARTMENT OF ENGINEERING**

GIOVANNI ZINN, P.E.  
CITY ENGINEER

DRAWN BY: K. VENGINEER\DWG  
FILE: C:\USERS\AWBER\2020 DETAILS  
DATE: MAY 2020  
DRAWING NO.: **STD-NH-19**

**TYPICAL PIPE BEDDING**  
NO SCALE

**NOTE "A"**  
TRENCH PAY LIMIT  
1. FOR PIPE LESS THAN 36" WIDTH ALLOWED AND MAX. PAY LIMIT SHALL BE I.D. + 4'-0".  
2. FOR PIPE 36" OR OVER PAY LIMIT = I.D. + 3'-0".  
3. FOR SHEETED TRENCH, MAX. WIDTH ALLOWED AND MAX. PAY LIMIT SHALL BE I.D. + 4'-0".

**NOTE "B"**  
PAYMENT WILL BE MADE UNDER THE APPLICABLE SECTIONS OF THE SPECIFICATIONS.

**NOTE:**  
ALL PIPING SHALL BE LAID WITH CARE IN ACCORDANCE WITH CT DOT STANDARD SPECIFICATIONS FORM 817 OR CURRENT SPECIFICATION FOR THIS WORK. WHERE POLYETHYLENE PIPE IS USED, APPROPRIATE BACKFILL SHALL BE APPROVED BY THE CITY ENGINEER OR AS RECOMMENDED BY THE MANUFACTURER FOR SAID APPLICATION.

**PAVEMENT REPLACEMENT-TEMPORARY FOR COLLECTOR STREETS**  
NO SCALE

**CITY OF NEW HAVEN  
DEPARTMENT OF ENGINEERING**

GIOVANNI ZINN, P.E.  
CITY ENGINEER

DRAWN BY: K. VENGINEER\DWG  
FILE: C:\USERS\AWBER\2020 DETAILS  
DATE: MAY 2020  
DRAWING NO.: **STD-NH-20A**

**PAVEMENT REPLACEMENT-PERMANENT FOR COLLECTOR STREETS**  
NO SCALE

**NOTE:**  
UNLESS OTHERWISE NOTED, ALL MATERIALS AND CONSTRUCTION METHODS USED SHALL CONFORM TO CT DOT STANDARD SPECIFICATIONS FOR ROADS, BRIDGES AND INCIDENTAL CONSTRUCTION, FORM 817 OR CURRENT SPECIFICATION FOR SUCH WORK.

**NOTE:**  
THE JOINT SEALER SHALL BE A RUBBERIZED COMPOUND OF HOT POURED TYPE AND SHALL CONFORM TO THE REQUIREMENTS OF AASHTO M-173 UNLESS OTHERWISE NOTED FOR A SPECIFIC PROJECT OR AS APPROVED BY THE CITY ENGINEER.

**TYPICAL MILLING DETAIL FOR LOCAL ROADS**  
NO SCALE

**CITY OF NEW HAVEN  
DEPARTMENT OF ENGINEERING**

GIOVANNI ZINN, P.E.  
CITY ENGINEER

DRAWN BY: K. VENGINEER\DWG  
FILE: C:\USERS\AWBER\2020 DETAILS  
DATE: MAY 2020  
DRAWING NO.: **STD-NH-20B**

**TYPICAL MILLING DETAIL FOR COLLECTOR ROADS**  
NO SCALE

**NOTE:**  
UNLESS OTHERWISE NOTED, ALL MATERIALS AND CONSTRUCTION METHODS USED SHALL CONFORM TO CONDOT STANDARD SPECIFICATIONS FOR ROADS, BRIDGES AND INCIDENTAL CONSTRUCTION, FORM 816 DATED 2004 AND ALL SUBSEQUENT AMENDMENTS OR MODIFICATIONS THERETO.

No.	Revision/Issue	Date



CITY OF NEW HAVEN  
TOWN OF HAMDEN

HONORABLE JUSTIN M. ELICKER, MAYOR, NEW HAVEN  
HONORABLE LAUREN GARRETT, MAYOR, HAMDEN



Project Name and Address  
**FARMINGTON CANAL TRAIL RAISED CROSSINGS**

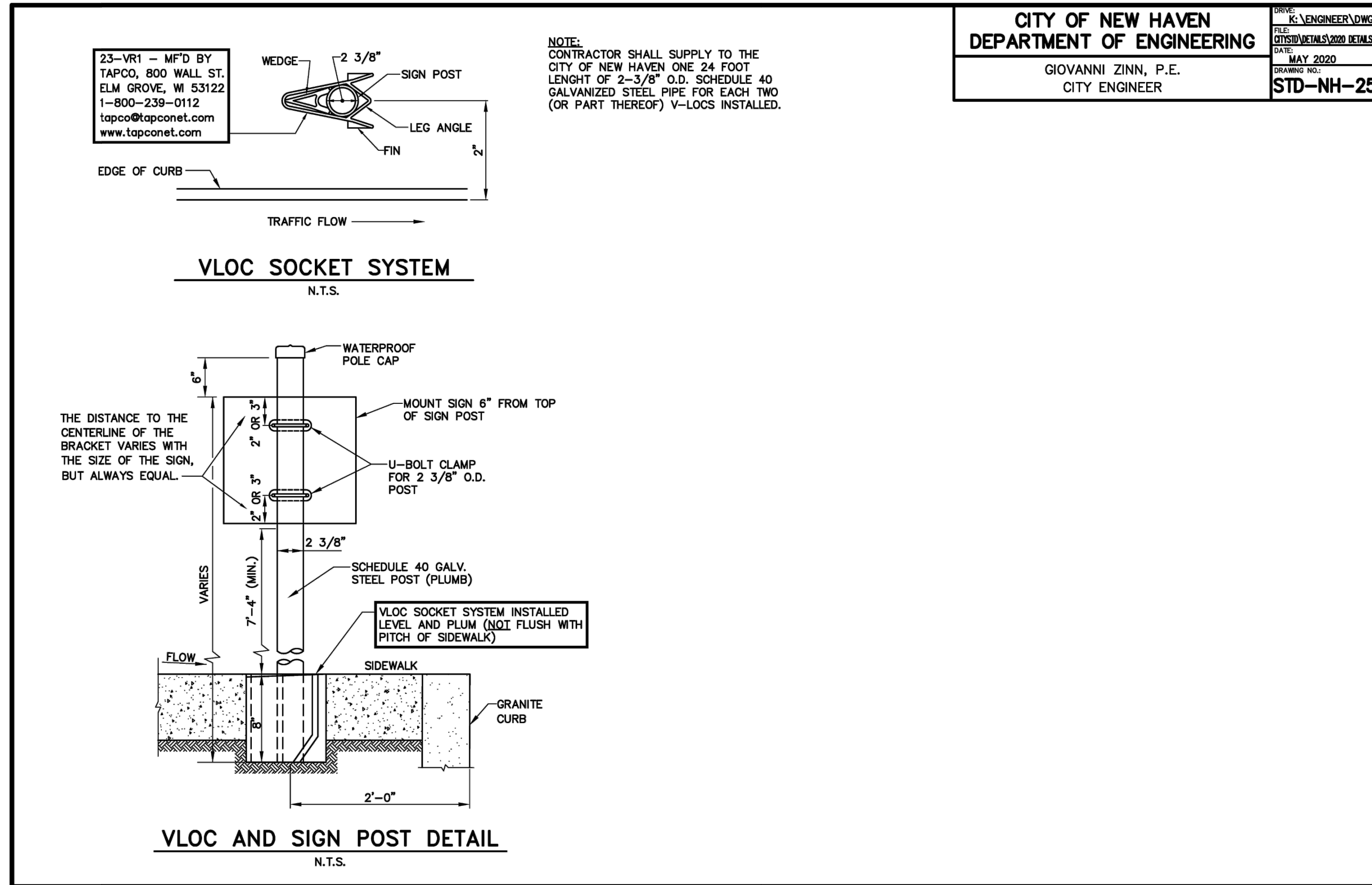
Date: 3/6/2023

Professional Seal

Sheet Title  
**DETAILS**

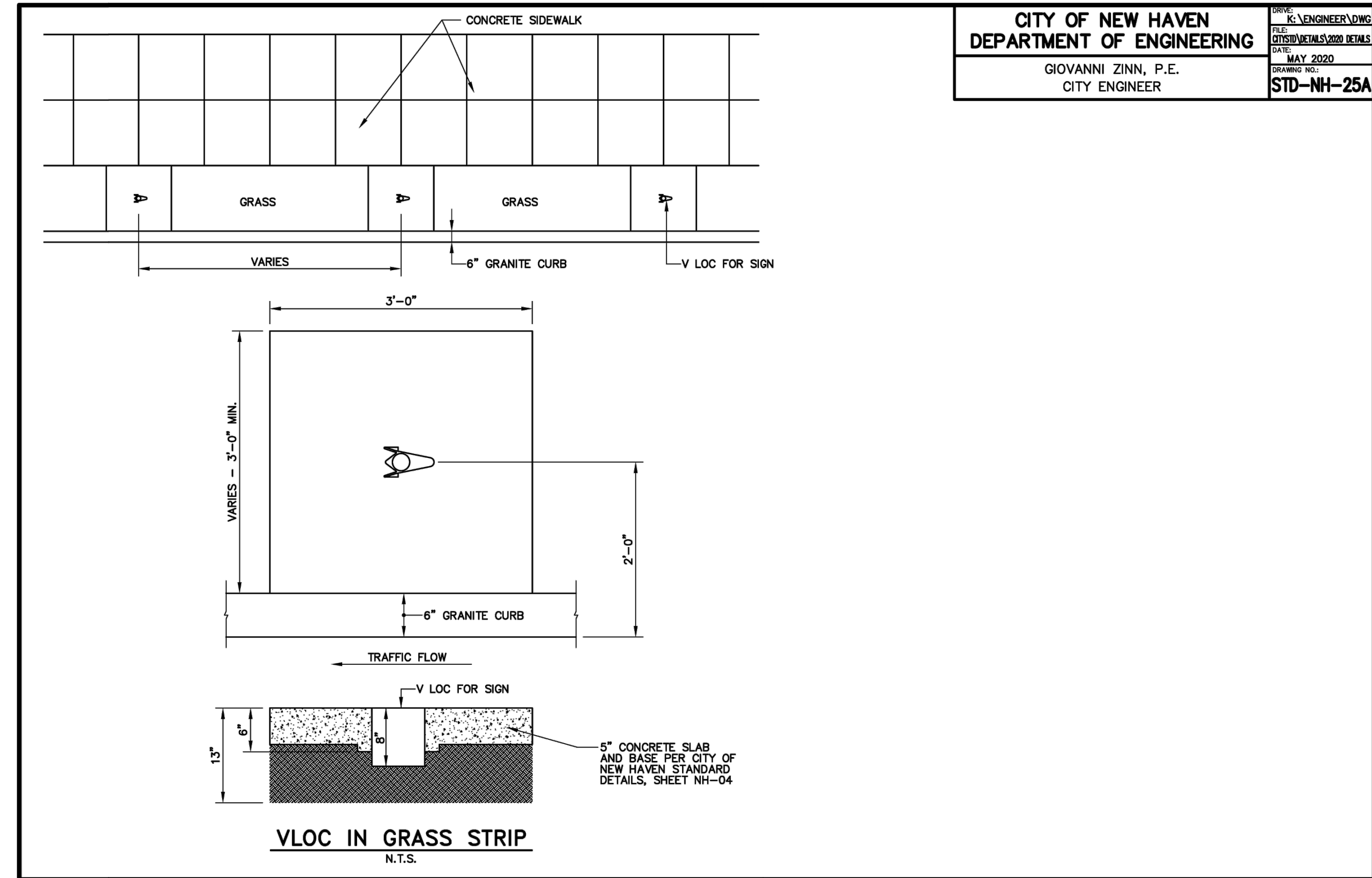
Sheet Number  
**D-5**

C:\USERS\WEBER\CITY OF NEW HAVEN, CT\ENGINEERING DEPARTMENT - PROJECTS\20-136-01 FARMINGTON CANAL TRAIL RAISED CROSSINGS\DRAWINGS\SHEET\20-136-C-DET.DWG



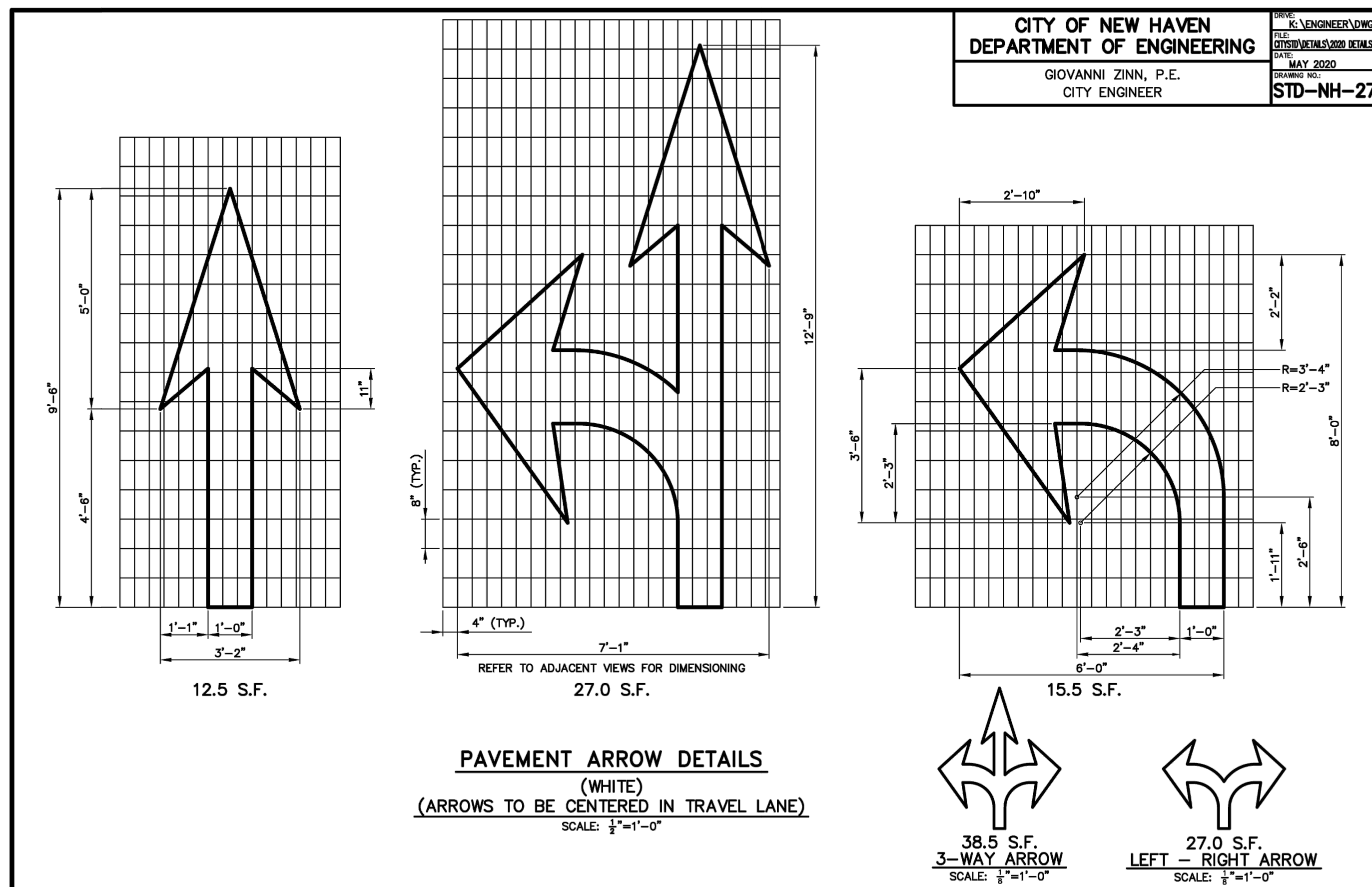
CITY OF NEW HAVEN  
DEPARTMENT OF ENGINEERING  
GIOVANNI ZINN, P.E.  
CITY ENGINEER

DATE: MAY 2020  
DRAWING NO.: STD-NH-25



CITY OF NEW HAVEN  
DEPARTMENT OF ENGINEERING  
GIOVANNI ZINN, P.E.  
CITY ENGINEER

DATE: MAY 2020  
DRAWING NO.: STD-NH-25A



CITY OF NEW HAVEN  
DEPARTMENT OF ENGINEERING  
GIOVANNI ZINN, P.E.  
CITY ENGINEER

DATE: MAY 2020  
DRAWING NO.: STD-NH-27

CITY OF NEW HAVEN  
DEPARTMENT OF ENGINEERING  
GIOVANNI ZINN, P.E.  
CITY ENGINEER

DATE: MAY 2020  
DRAWING NO.: STD-NH-28

No.	Revision/Issue	Date



CITY OF NEW HAVEN  
TOWN OF HAMDEN

HONORABLE JUSTIN M. ELICKER, MAYOR, NEW HAVEN  
HONORABLE LAUREN GARRETT, MAYOR, HAMDEN



FARMINGTON CANAL TRAIL RAISED CROSSINGS

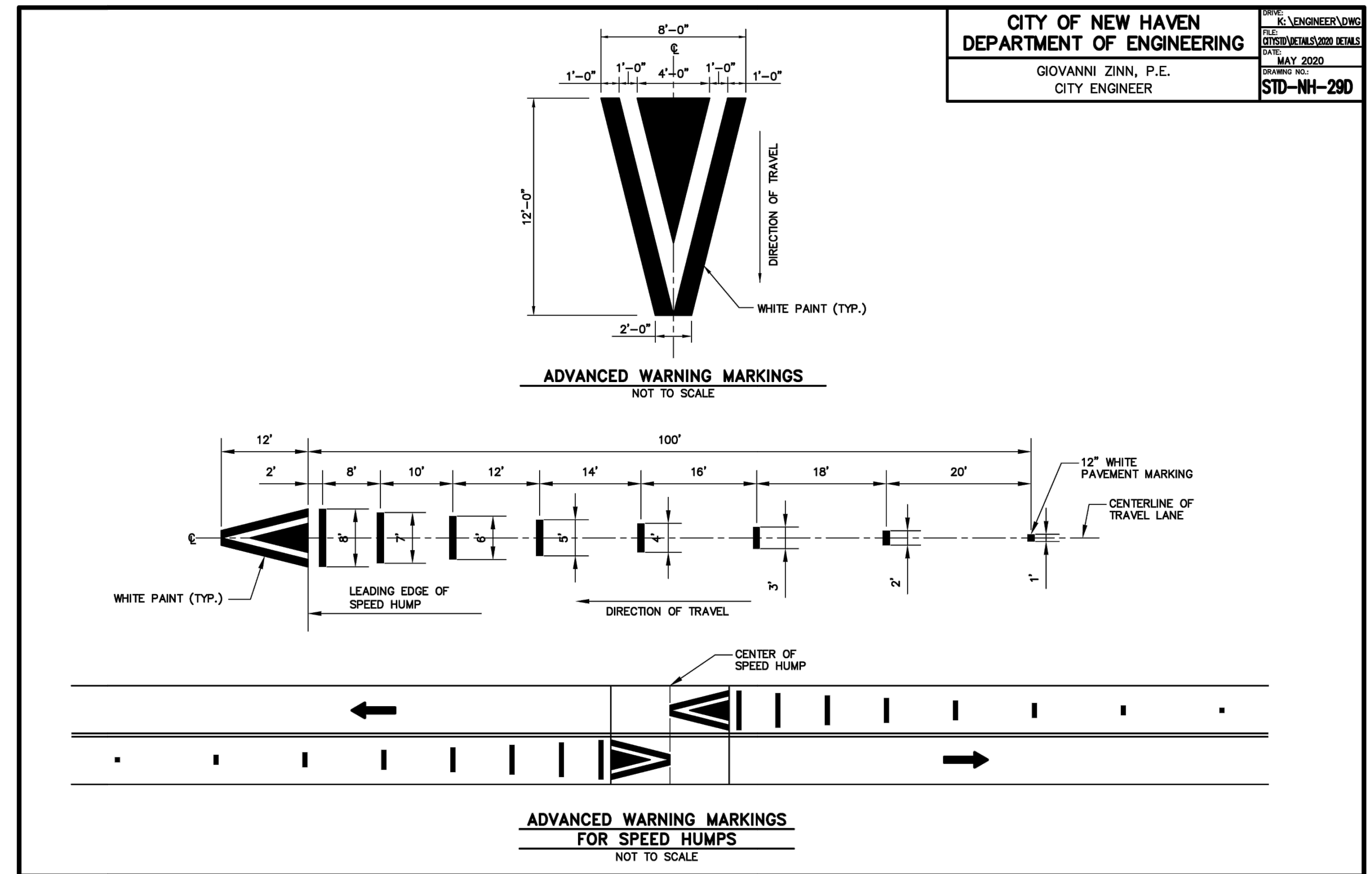
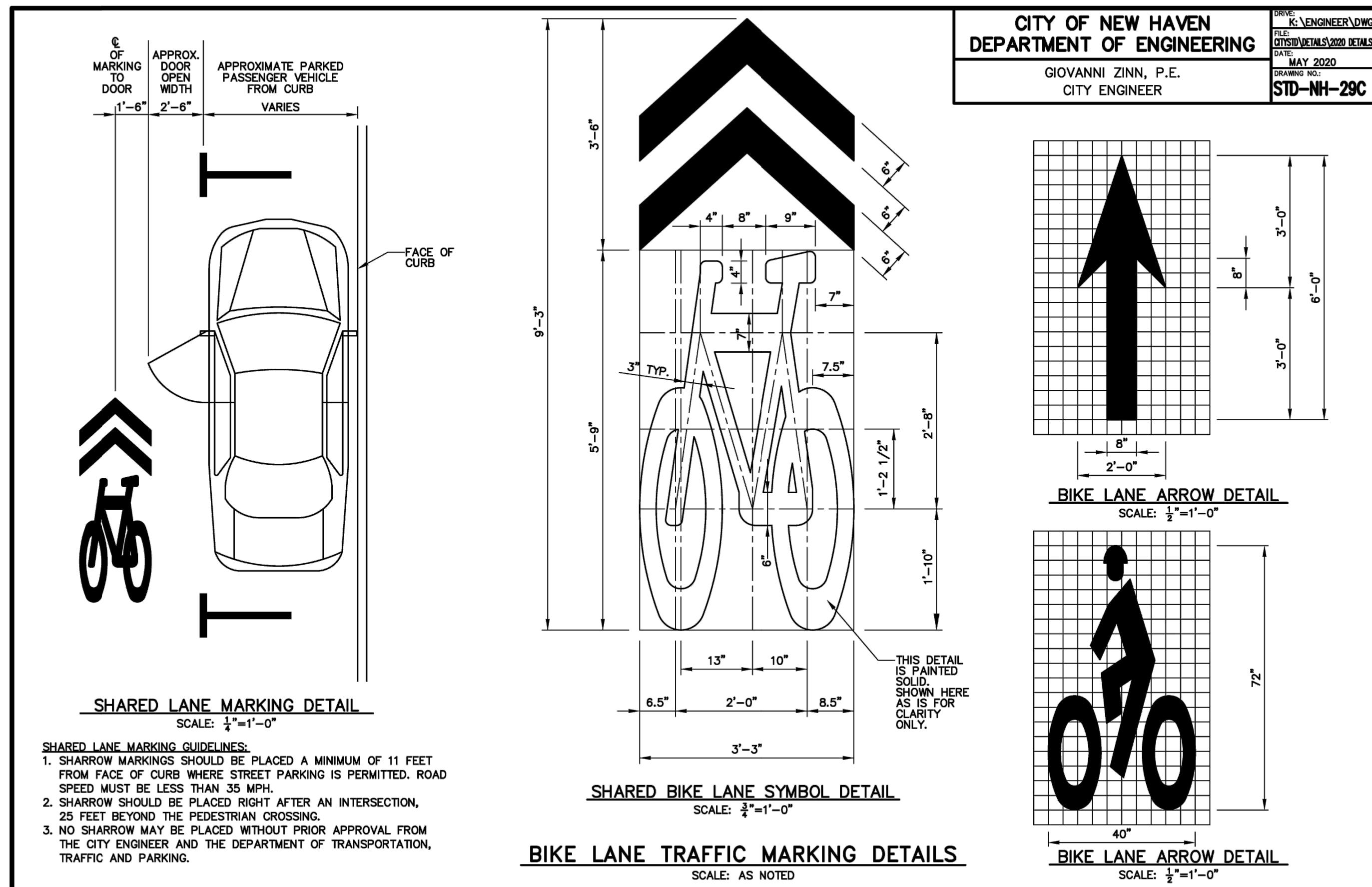
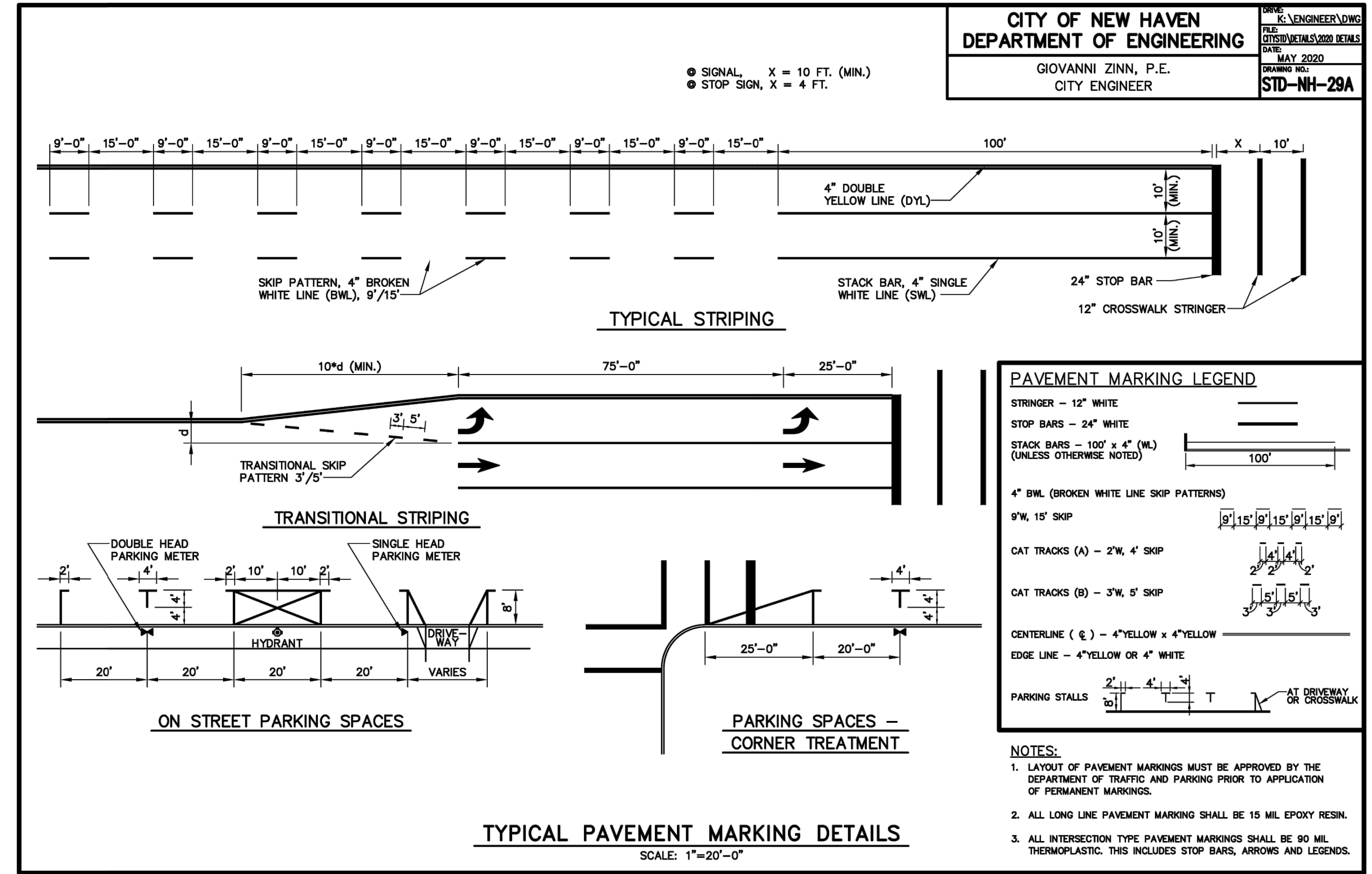
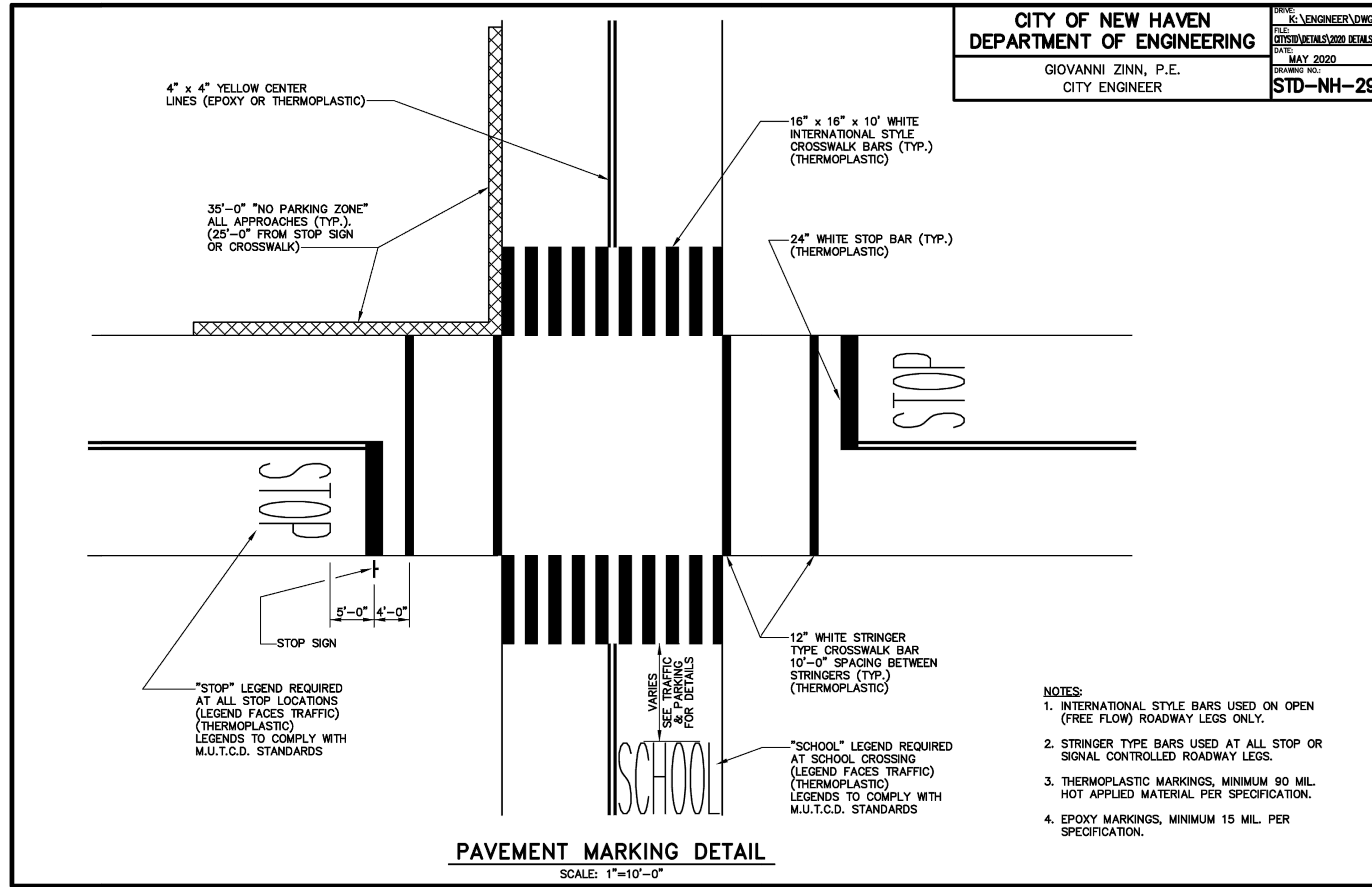
Date: 3/6/2023

Professional Seal

Sheet Title: DETAILS  
Sheet Number

D-6

C:\USERS\AWBER\CITY OF NEW HAVEN, CT\ENGINEERING DEPARTMENT - PROJECTS\20-136-01 FARMINGTON CANAL TRAIL RAISED CROSSINGS\DRAWINGS\SHEET\20-136-C-DET.DWG



No.	Revision/Issue	Date



CITY OF NEW HAVEN  
TOWN OF HAMDEN



HONORABLE JUSTIN M. ELICKER, MAYOR, NEW HAVEN  
HONORABLE LAUREN GARRETT, MAYOR, HAMDEN

Project Name and Address  
FARMINGTON CANAL TRAIL RAISED CROSSINGS

Date  
3/6/2023

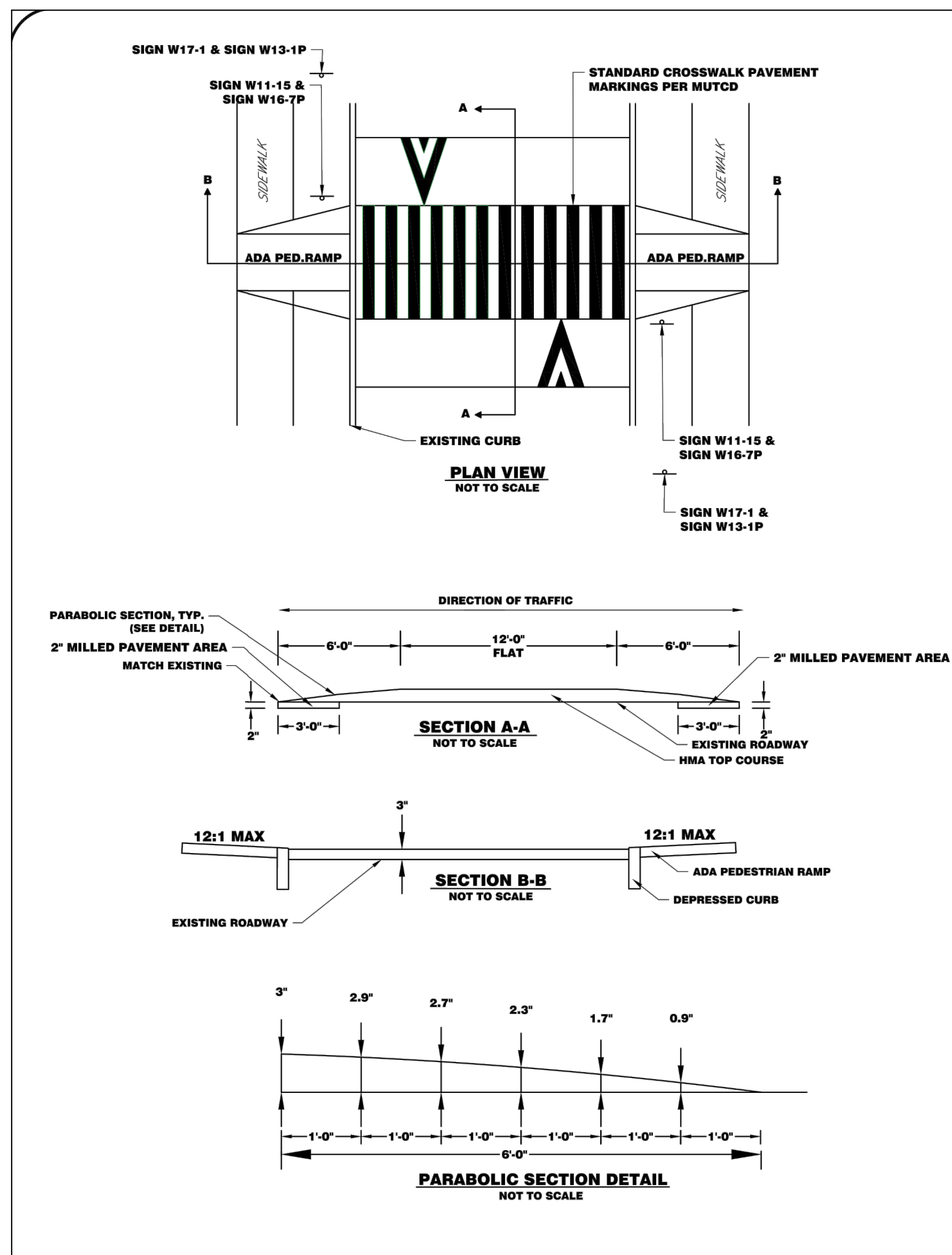
Professional Seal

Sheet Title  
DETAILS

Sheet Number

D-7

C:\USERS\AWBER\CITY OF NEW HAVEN, CT\ENGINEERING DEPARTMENT - PROJECTS\20-136-01 FARMINGTON CANAL TRAIL RAISED CROSSINGS\DRAWINGS\20-136-C-DET.DWG



**GENERAL NOTES:**

1. START OF WORK MEANS ACCEPTANCE OF EXISTING CONDITIONS.
2. THE LOCATION OF EXISTING UTILITIES IS APPROXIMATE ONLY AND SHOULD BE VERIFIED PRIOR TO CONSTRUCTION.
3. THE CONTRACTOR SHALL NOTIFY "CALL BEFORE YOU DIG" AT 1-800-922-4455.
4. PRIOR TO THE COMMENCEMENT OF EXCAVATION, CONTACT THE TOWN METLAND ENFORCEMENT OFFICER FOR SITE INSPECTION.
5. UNLESS CALLED FOR OTHERWISE, ALL AREAS DISTURBED DURING CONSTRUCTION SHOULD BE REPLACED IN-KIND.
6. THE CONTRACTOR SHALL SUBMIT TO THE ENGINEER FOR APPROVAL ANY SHOP DRAWINGS, SAMPLES, CUT SHEETS, PRODUCT DATA AND TEST REPORTS AS HE MAY REQUEST.
7. PROTECT AND MAINTAIN ALL UTILITIES DURING CONSTRUCTION.
8. WHERE POSSIBLE THE CONTRACTOR SHALL PROTECT EXISTING TREES.
9. REMOVE ANY EXCAVATED MATERIAL WHICH IS NOT INCORPORATED IN TO THE SITE WORK FROM THE SITE.
10. PLACE AND COMPACT TOP SOIL IN AREAS WHERE SEEDING IS SCHEDULED.
11. STOCKPILE EXCAVATED MATERIAL IN AREA DESIGNATED ON SITE BY ENGINEER.
12. ADDITIONAL CONTROL MEASURES SHALL BE TAKEN DURING CONSTRUCTION AS NEEDED TO MINIMIZE EROSION AND PREVENT SEDIMENTATION MIGRATION.
13. NOTIFY THE ENGINEER OF ANY UNEXPECTED SUBSURFACE CONDITIONS.
14. PER FWA REQUIREMENTS, IF IT IS NECESSARY TO STORE BULK FUEL FOR VEHICLES AND EQUIPMENT ON SITE, IT SHOULD BE STORED IN A SECONDARY CONTAINER SYSTEM TO PREVENT LEAKS AND SHELTERED FROM PRECIPITATION AND IN A SECURED AREA. A SUPPLY OF ADSORBENT SPILL RESPONSE MATERIAL SHOULD BE AVAILABLE ESPECIALLY DURING REFUELING IN THE EVENT OF AN OIL HYDRAULIC FLUID OR GASOLINE SPILL.
15. THE CONTRACTOR SHALL BE RESPONSIBLE FOR THE MAINTENANCE AND REPAIR OF SEDIMENTATION AND EROSION CONTROLS UNTIL ALL ACTIVITIES HAVE BEEN COMPLETED AND AREA IS STABILIZED.
16. REFER ALL QUESTIONS TO THE ENGINEERING DEPARTMENT, TOWN OF HAMDEN, 2750 DIXWELL AVENUE TELEPHONE : 203-287-7040 FAX : 203-287-7045

**CONSTRUCTION SEQUENCE:**

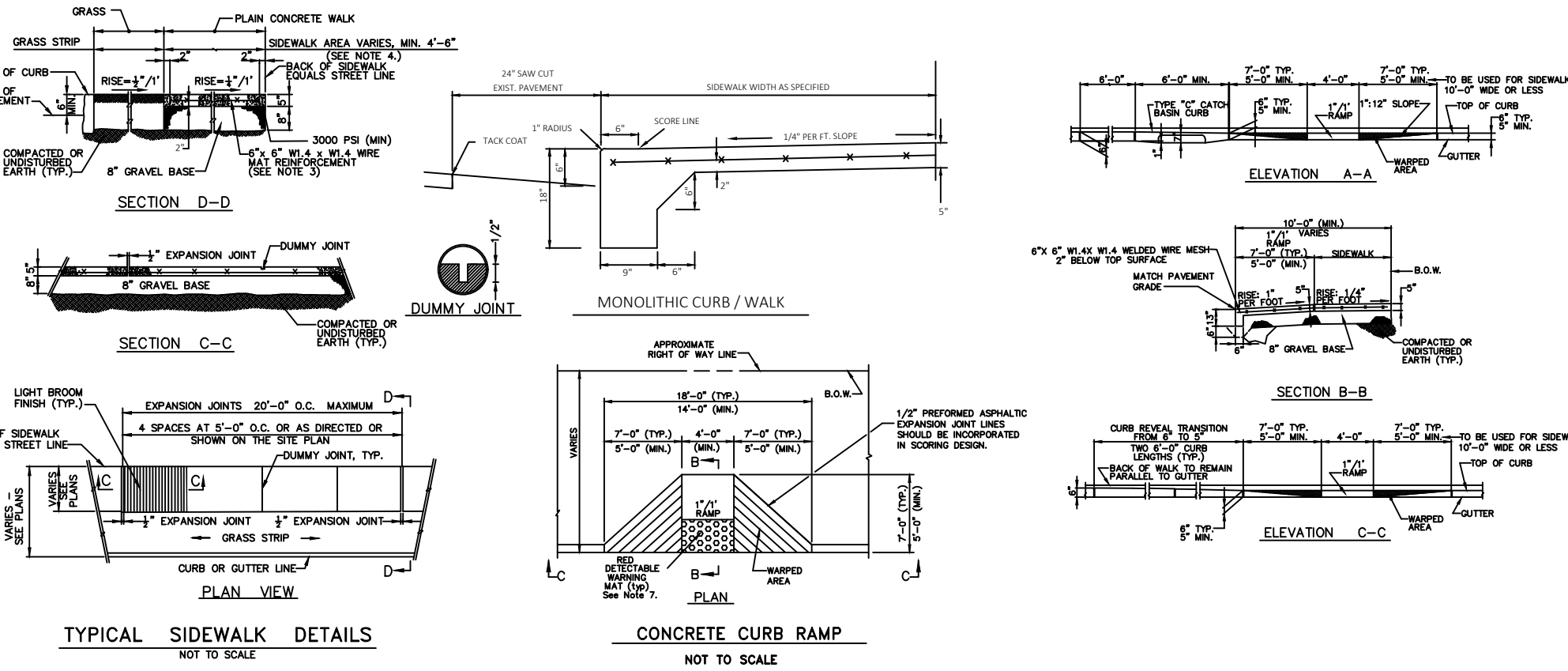
1. PRIOR TO COMMENCEMENT OF WORK A PRE-CONSTRUCTION MEETING SHALL BE HELD WITH TOWN STAFF AND REPRESENTATIVES OF THE CONTRACTOR.
2. STAKE OUT LIMITS OF DISTURBANCE AND VEGETATION TO BE RETAINED. NO DISTURBANCE IS TO TAKE PLACE BEYOND THE LIMITS OF WORK SHOWN UNLESS SPECIFICALLY AUTHORIZED BY THE TOWNSHIP.
3. INSTALL SILT FENCE OR AN APPROVED ALTERNATIVE ALONG LIMITS OF DISTURBANCE UP/DOWN DRAINAGE OF WETLANDS OR OTHER WATERBODIES.
4. EXCAVATE/MILL PAVEMENT AS REQUIRED.
5. INSTALL RAISED CROSSWALKS AND RAMPS.
6. INSTALL REQUIRED SIGNAGE AND PAVEMENT MARKING.
7. SEDIMENT AND EROSION CONTROLS SHALL BE INSPECTED AT LEAST ONCE A WEEK AND WITHIN 24 HOURS OF THE END OF A STORM WITH A RAINFALL AMOUNT OF 0.5 INCH OR GREATER.
8. THE SEDIMENT AND EROSION CONTROL PLAN SHALL BE MODIFIED BY THE CONTRACTOR AT THE DIRECTION OF THE ENGINEER AS NECESSITATED BY CHANGING SITE CONDITIONS.
9. THE SITE SHOULD BE KEPT CLEAN OF LOOSE DEBRIS, LITTER AND BUILDING MATERIALS.
10. A COPY OF ALL PLANS AND REVISIONS SHALL BE MAINTAINED ON-SITE AT ALL TIMES DURING CONSTRUCTION.

**RAISED CROSSWALK NOTES:**

1. RAISED CROSSWALK REQUIRES STORM WATER TO BE COLLECTED AND CONVEYED TO AN APPROPRIATE LOCATION.
2. THE TRANSITION AREA SHALL BE HOT MIX ASPHALT AND WILL BE AS SHOWN ON THE PLANS.
3. ALL THE SURFACES OF THE MILLED TRANSITION AREA SHALL BE CLEANED. JACK-COAT SHALL BE APPLIED PRIOR TO HMA PLACEMENT.
4. ALL SIGNING AND PAVEMENT MARKING SHALL CONFORM TO THE LATEST EDITION OF THE MUTCD.
5. FOR ONE WAY TRAFFIC, PAVEMENT MARKING SHALL BE PLACED ON APPROACH SIDE ONLY.

**SIGN DESCRIPTIONS:**

- W11-15 BICYCLE & PEDESTRIAN SYMBOL SIGN
- W11-15P TRAIL X-ING SIGN
- W16-7P DIAGONAL DOWNWARD POINTING ARROW SIGN
- W16-8P AHEAD SIGN



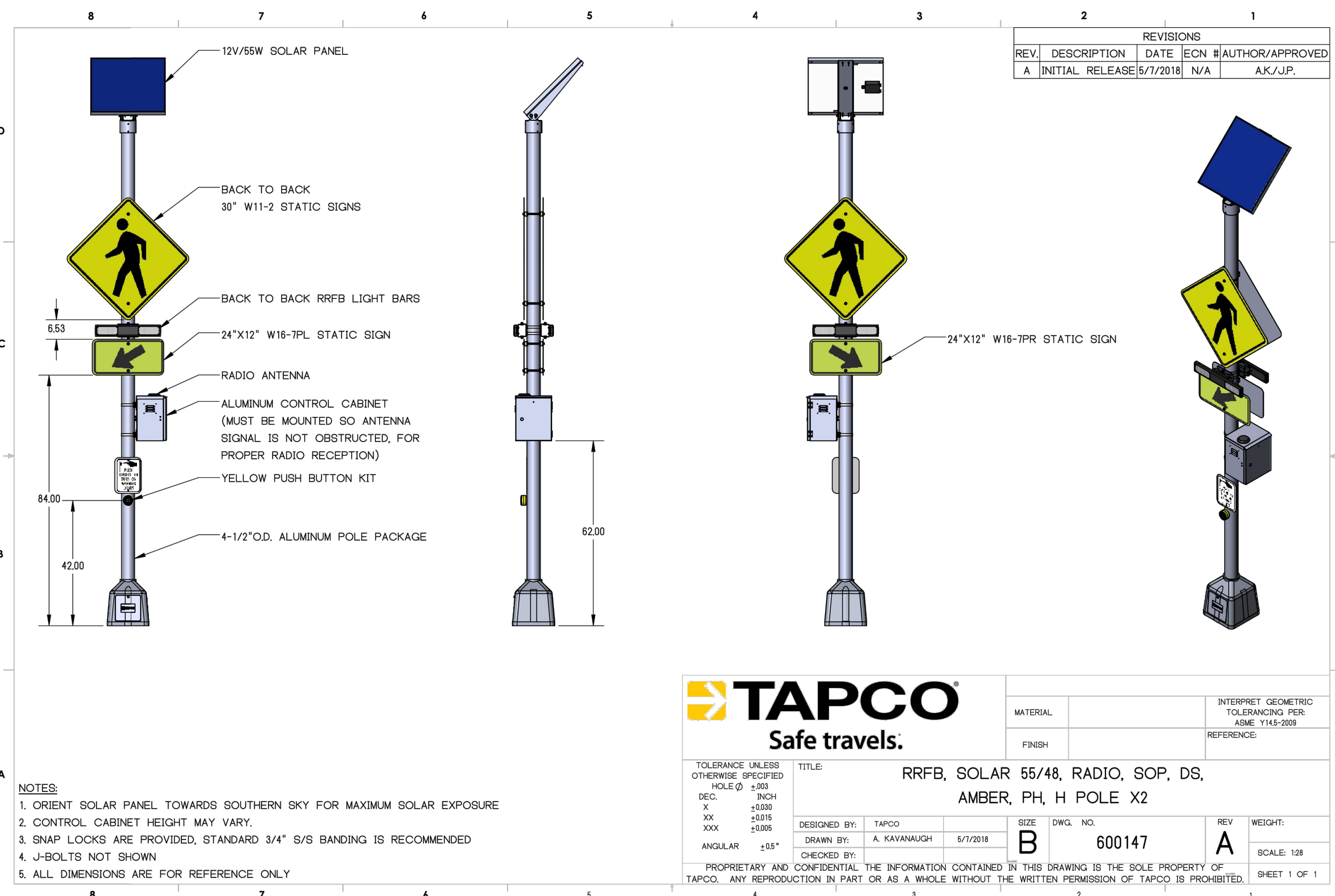
**SIDEWALK NOTES:**

1. MATERIALS, METHODS OF INSTALLATION, CURING, TESTING, SHALL CONFORM TO TOWN OF HAMDEN SPECIFICATIONS FOR SUCH WORK.
2. ANY WALKING SURFACE SHALL BE LIGHTLY BROOMED PERPENDICULAR TO THE TRAVEL WAY.
3. IN AREAS SUBJECT TO VEHICLE TRAFFIC, SUCH AS ACROSS DRIVEWAY APRONS, WIRE MESH SHALL BE PLACED 2 1/2" ABOVE THE SIDEWALK BASE. MATERIAL SHALL BE 6" x 6" W1.4 x W1.4 (ASHTO M55) AS SHOWN ON THE PLANS OR AS DIRECTED.
4. SIDEWALK WIDTH SHOULD MATCH EXISTING UNLESS DIRECTED BY THE TOWN OTHERWISE.
5. BOUNDARY MONUMENTATION SHOULD BE PROTECTED DURING THE SIDEWALK INSTALLATION. WHERE DISTURBED, IT SHOULD BE REPLACED UNDER THE SUPERVISION OF A LAND SURVEYOR LICENSED IN THE STATE OF CT.
6. UNLESS OTHERWISE SPECIFIED OR DIRECTED, BACK OF WALK TO BE ON THE STREET LINE.
7. 8" GRAVEL BASE TO BE INSTALLED FOR NEW CONSTRUCTION TO REPLACE UNSUITABLE MATERIAL, OR OTHERWISE AS DIRECTED BY THE ENGINEER.
8. REFER TO CONDOT STANDARD DETAIL SHEET 921\_01 FOR SIDEWALK INSTALLATION ALONG STATE HIGHWAYS.

**CURB RAMP NOTES:**

1. CURB CUT RAMPS SHALL BE CONSTRUCTED AT PEDESTRIAN CROSSWALK.
2. DRAINAGE DESIGN IN THE VICINITY OF RAMPS FOR SHALL BE CONSIDERED AN INTEGRAL PART OF THE DESIGN OF THESE RAMPS. NO DRAINAGE STRUCTURE SHALL BE PLACED WITHIN THE LIMITS OF A CURB CUT RAMP ON NEW DESIGNS.
3. CURB CUT RAMPS SHALL BE CONSTRUCTED OF CONCRETE CLASS C, EXCEPT THAT THE TEXTURE OF THE CONCRETE SHALL BE A COARSE BROOM FINISH TRANSVERSE TO THE SLOPE OF THE RAMP.
4. CARE SHALL BE TAKEN TO ASSURE A UNIFORM GRADE ON THE RAMP, FREE OF ABRUPT CHANGES.
5. MINIMUM WIDTH OF RAMPS FOR HANDICAPPED SHALL BE 3'-4".
6. EXISTING CONCRETE SIDEWALK SHALL BE CUT WITH CONCRETE SAW FOR INSTALLATION OF RAMPS FOR HANDICAPPED.
7. DETECTABLE RED WARNING MATS ARE TO BE INSTALLED ON ALL RAMPS.
8. REFER TO CONDOT STANDARD DETAIL SHEET 921-02 FOR SIDEWALK RAMP INSTALLATION ALONG STATE HIGHWAYS.

**TOWN OF HAMDEN NOTES**



REVISIONS				
REV.	DESCRIPTION	DATE	ECN #	AUTHOR/APPROVED
A	INITIAL RELEASE	5/7/2018	N/A	AK/J.P.




MATERIAL:		INTERPRET GEOMETRIC TOLERANCING PER: ASME Y14.5-2009	
FINISH:		REFERENCE:	
TITLE: RFRB, SOLAR 65/48, RADIO, SOP, DS, AMBER, PH, H POLE X2			
DESIGNED BY: TAPCO	SIZE: B	DWG. NO.: 600147	REV: A
DRAWN BY: A. KAVANAUGH	DATE: 5/7/2018	WEIGHT: A	SCALE: 1:28
PROPRIETARY AND CONFIDENTIAL: THE INFORMATION CONTAINED IN THIS DRAWING IS THE SOLE PROPERTY OF TAPCO. ANY REPRODUCTION IN PART OR AS A WHOLE WITHOUT THE WRITTEN PERMISSION OF TAPCO IS PROHIBITED.			
NOTES:		SHEET 1 OF 1	

No.	Revision/Issue	Date



CITY OF NEW HAVEN  
TOWN OF HAMDEN

HONORABLE JUSTIN M. ELICKER, MAYOR, NEW HAVEN  
HONORABLE LAUREN GARRETT, MAYOR, HAMDEN



Project Name and Address  
**FARMINGTON CANAL TRAIL RAISED CROSSINGS**

Date  
3/6/2023

Professional Seal

Sheet Title  
DETAILS

Sheet Number  
**D-8**